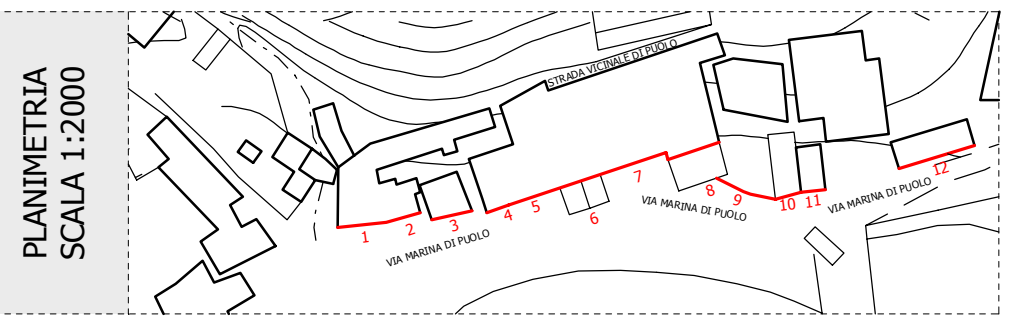


TABELLE CROMATICHE

<p>EDIFICIO 1</p> <p>27-FONDO 1 11-FONDO 2 11-CORNICIONE 11-BALCONI 43-INFISSI 43-OP. FERRO 37-ALTRO</p>	<p>EDIFICIO 2</p> <p>24-FONDO 1 40-FONDO 2 28-FONDO 3 37-BASAMENTO 37-BALCONI 43-INFISSI 1 45-OP. FERRO 46-INFISSI 2 43-OP. FERRO</p>	<p>EDIFICIO 3</p> <p>28-FONDO 1 16-FONDO 2 37-BASAMENTO 28-CORNICIONE 28-CORNICIONE 46-INFISSI 43-OP. FERRO 54-ALTRO</p>	<p>EDIFICIO 4</p> <p>28-FONDO 1 24-FONDO 2 24-CORNICIONE 43-INFISSI 43-OP. FERRO 54-SCALE</p>	<p>EDIFICIO 5</p> <p>19-FONDO 1 40-CORNICIONE 43-INFISSI 43-OP. FERRO</p>	<p>EDIFICIO 6</p> <p>05-FONDO 1 24-FONDO 2 37-BASAMENTO 24-CORNICIONE 43-INFISSI 43-OP. FERRO 40-ALTRO</p>	<p>EDIFICIO 7</p> <p>06-FONDO 1 50-FONDO 2 05-FON. COR. 3 27-FONDO 4 40-CORNICIONE 45-INFISSI 1 43-INF. OP. FE. 2 45-OP. FERRO</p>	<p>EDIFICIO 8</p> <p>06-FONDO 1 24-FONDO 2 50-FONDO 3 27-FONDO 4 40-FONDO 5 45-INFISSI 1 43-INFISSI 2 37-ALTRO</p>	<p>EDIFICIO 9</p> <p>27-FONDO 1 40-FONDO 2 34-FONDO 3 43-INFISSI 46-OP. FERRO</p>	<p>EDIFICIO 10</p> <p>27-FONDO 1 57-FONDO 2 34-FONDO 3 47-INFISSI 46-OP. FERRO</p>	<p>EDIFICIO 11</p> <p>24-FONDO 37-BASAMENTO 24-BALCONI 43-INFISSI 43-OP. FERRO</p>	<p>EDIFICIO 12</p> <p>50-FONDO 50-CORNICIONE 43-INFISSI</p>
---	--	---	--	--	---	---	---	--	---	---	--



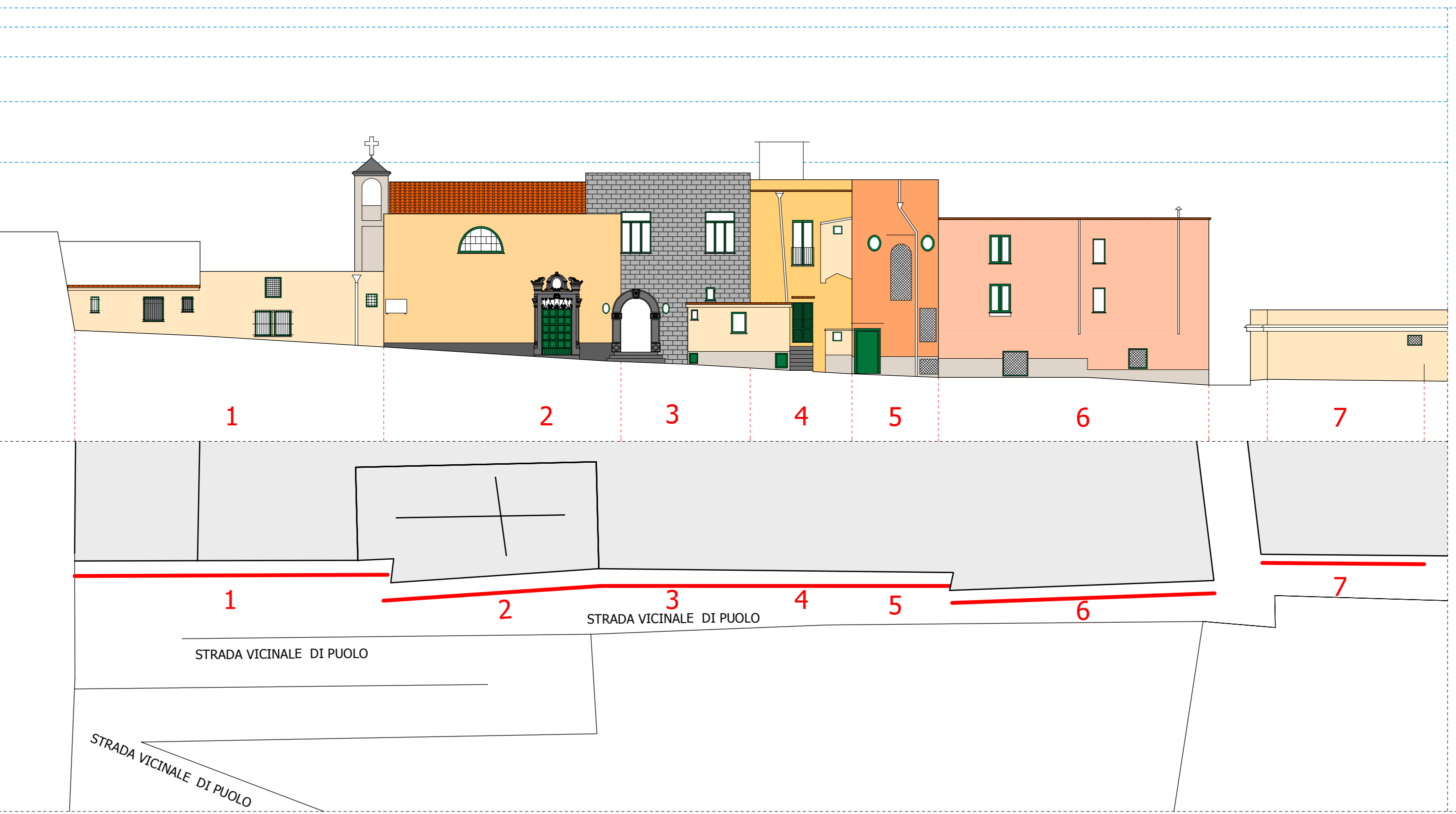
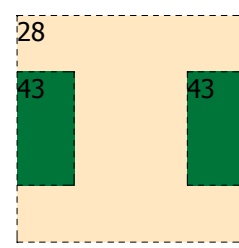
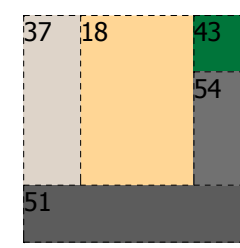
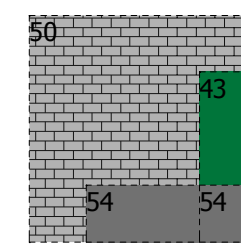

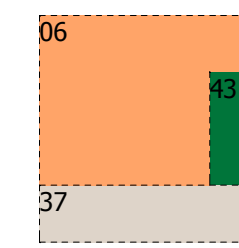
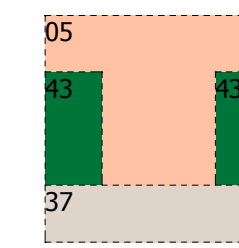
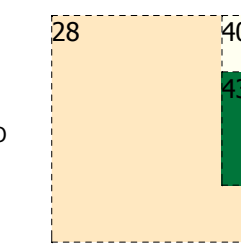
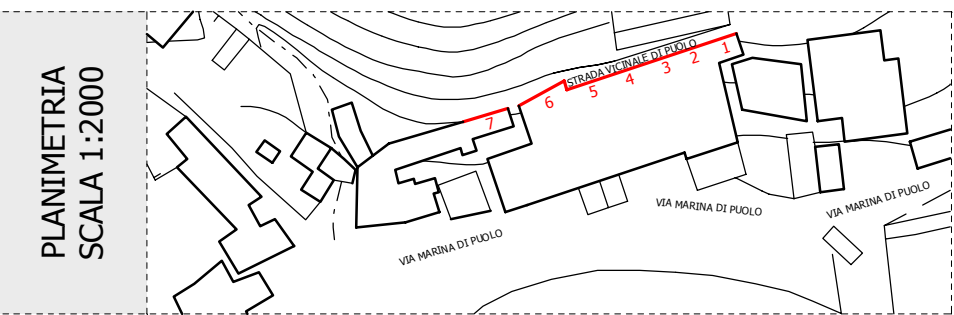
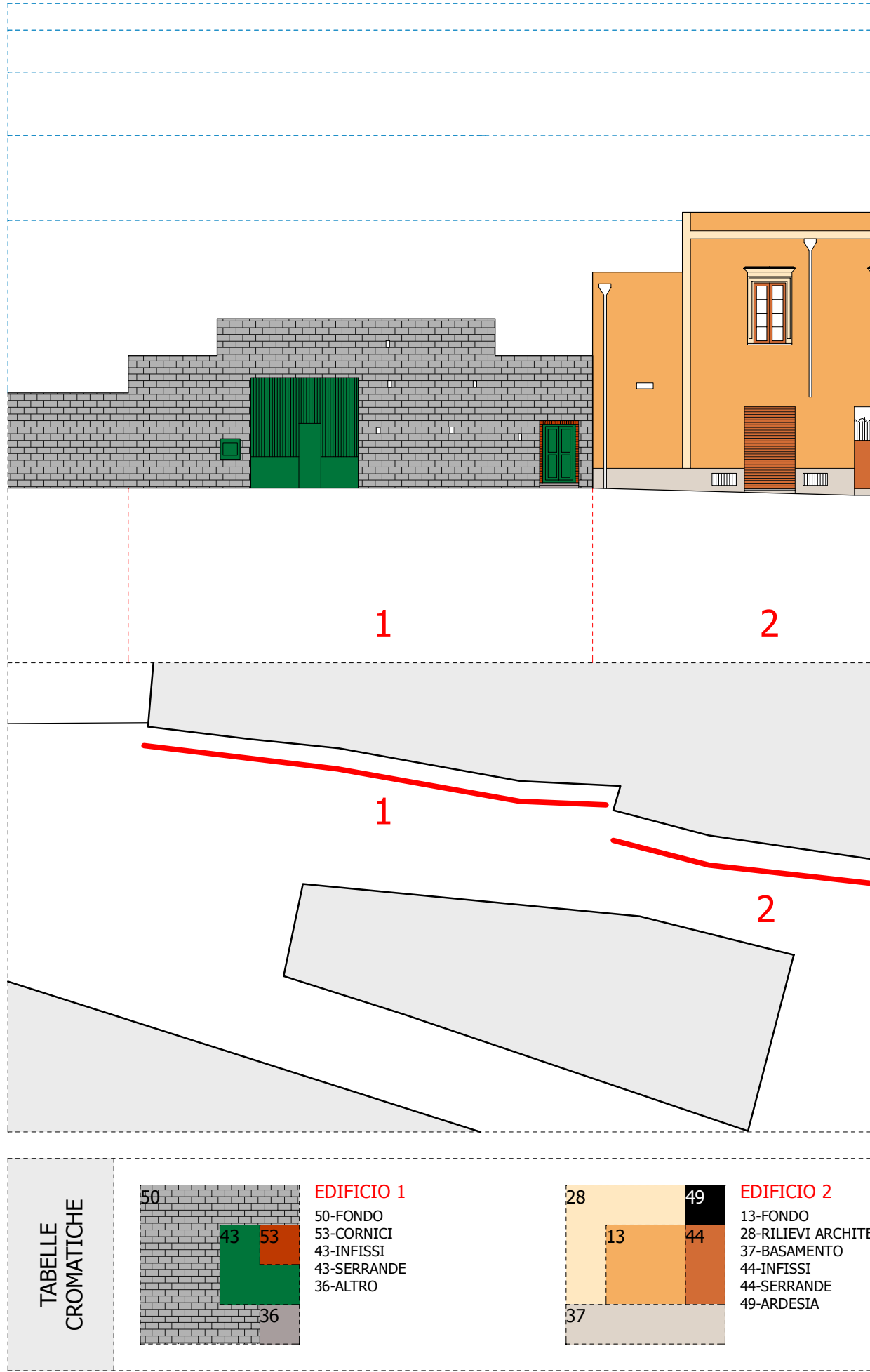
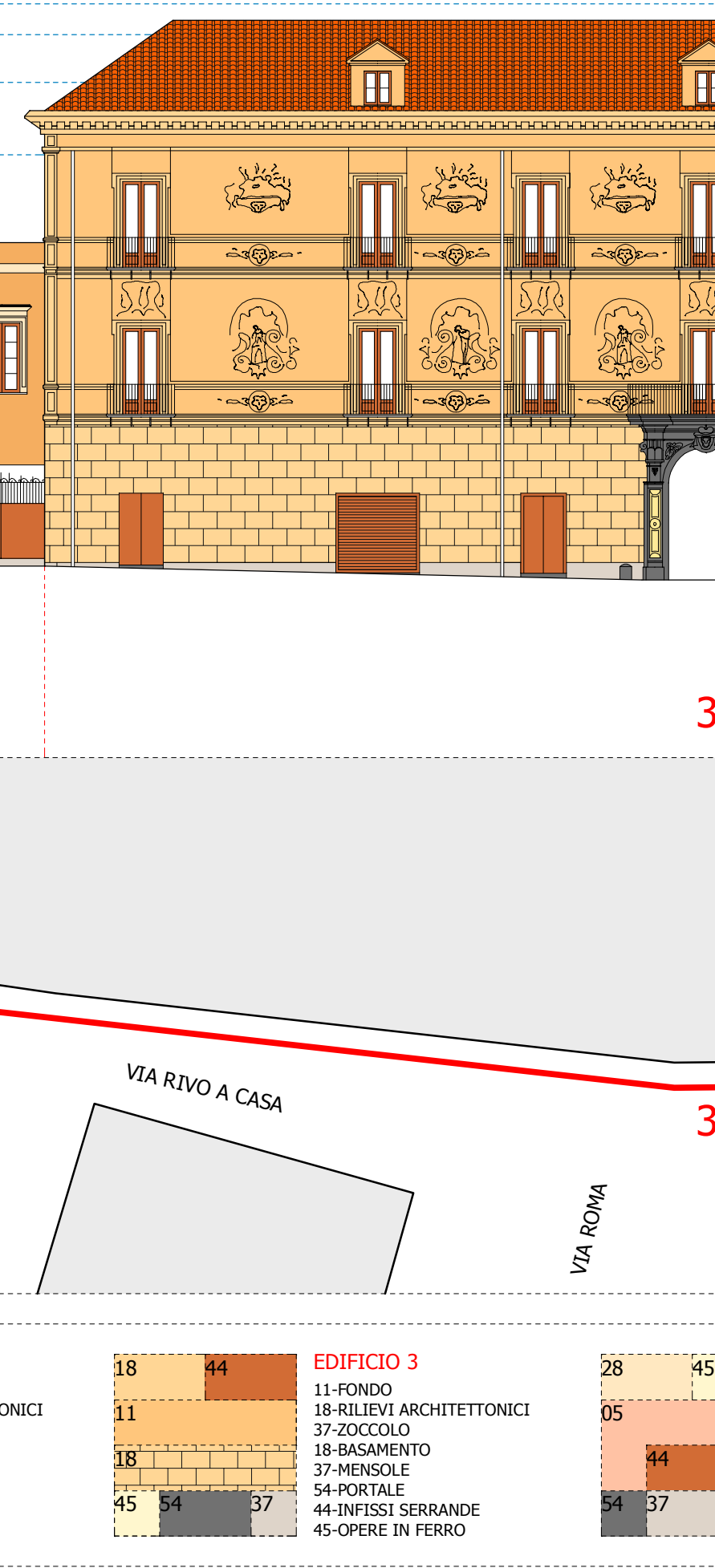
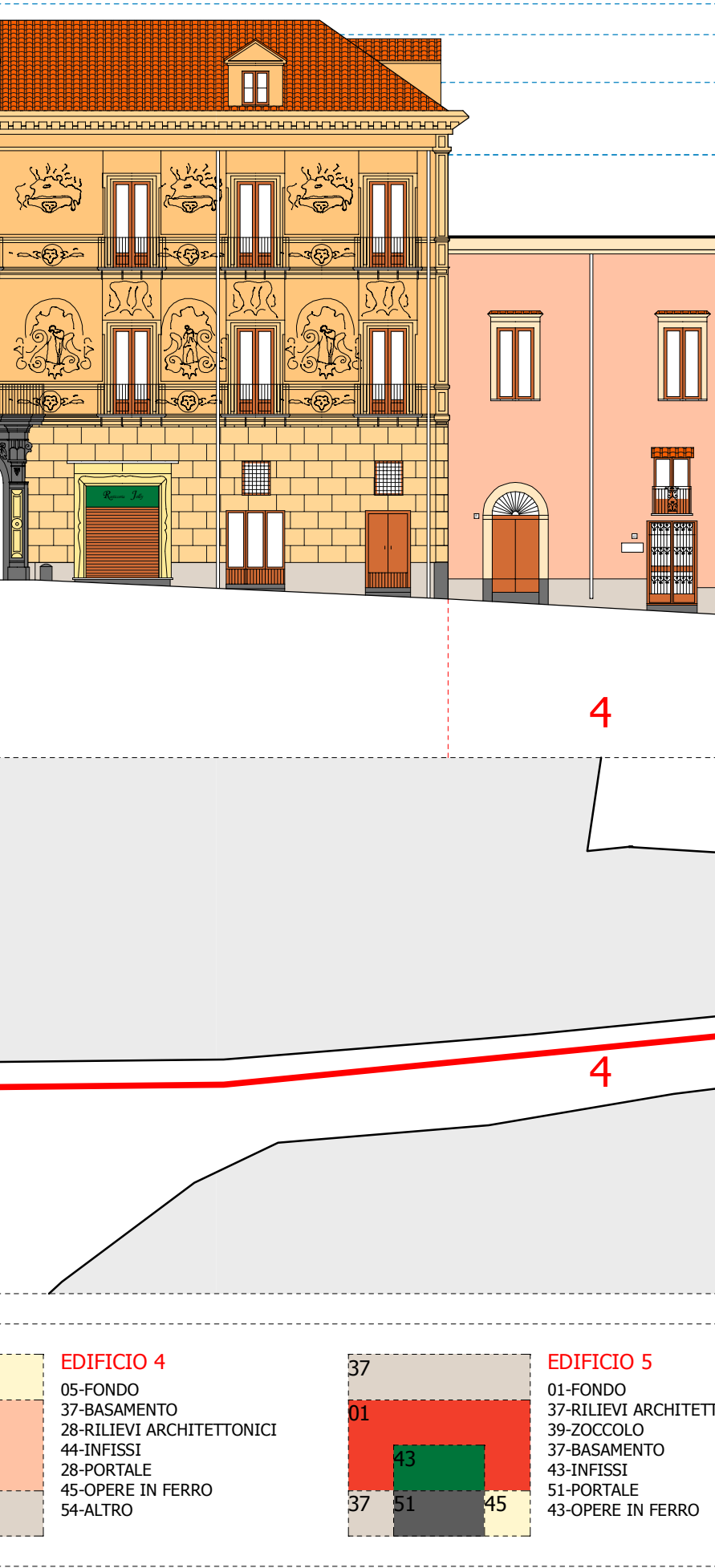
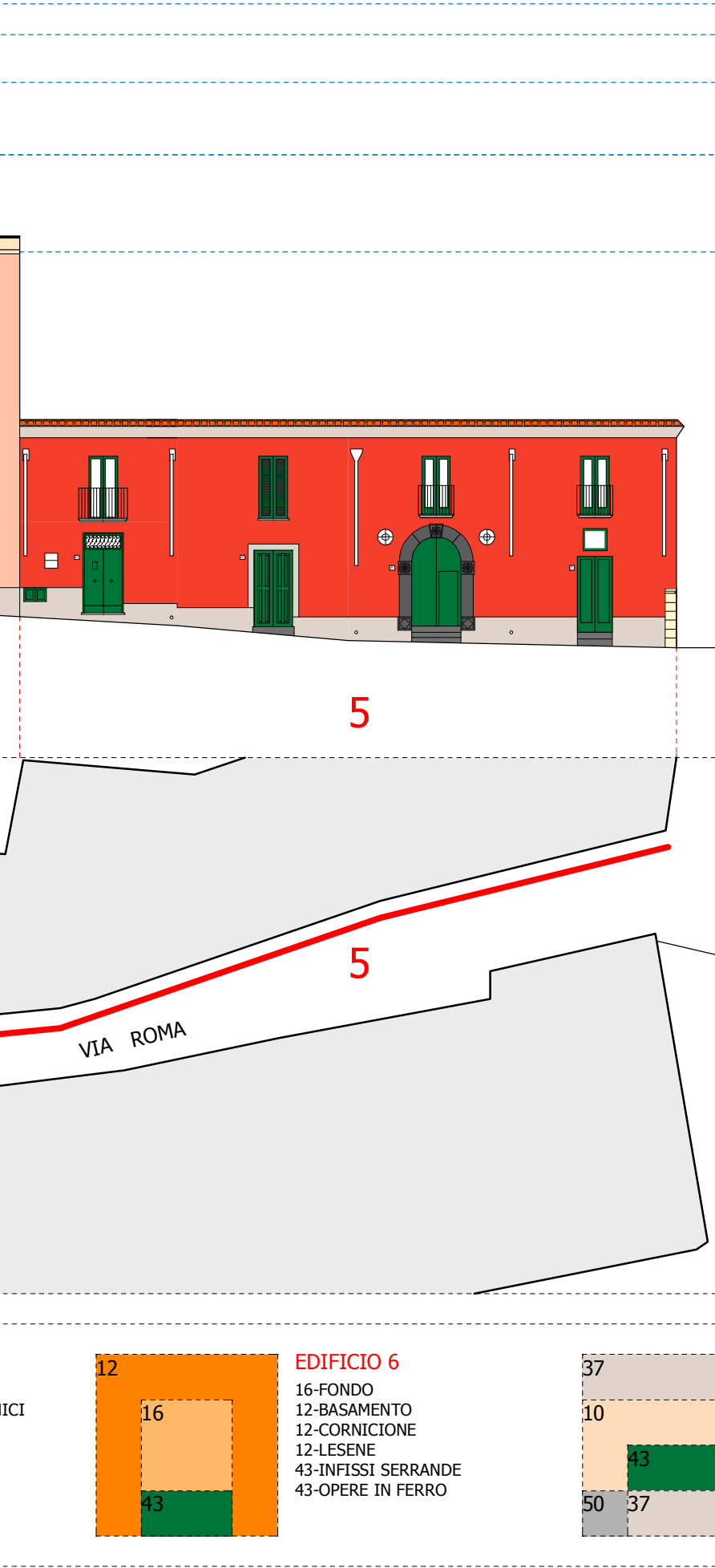
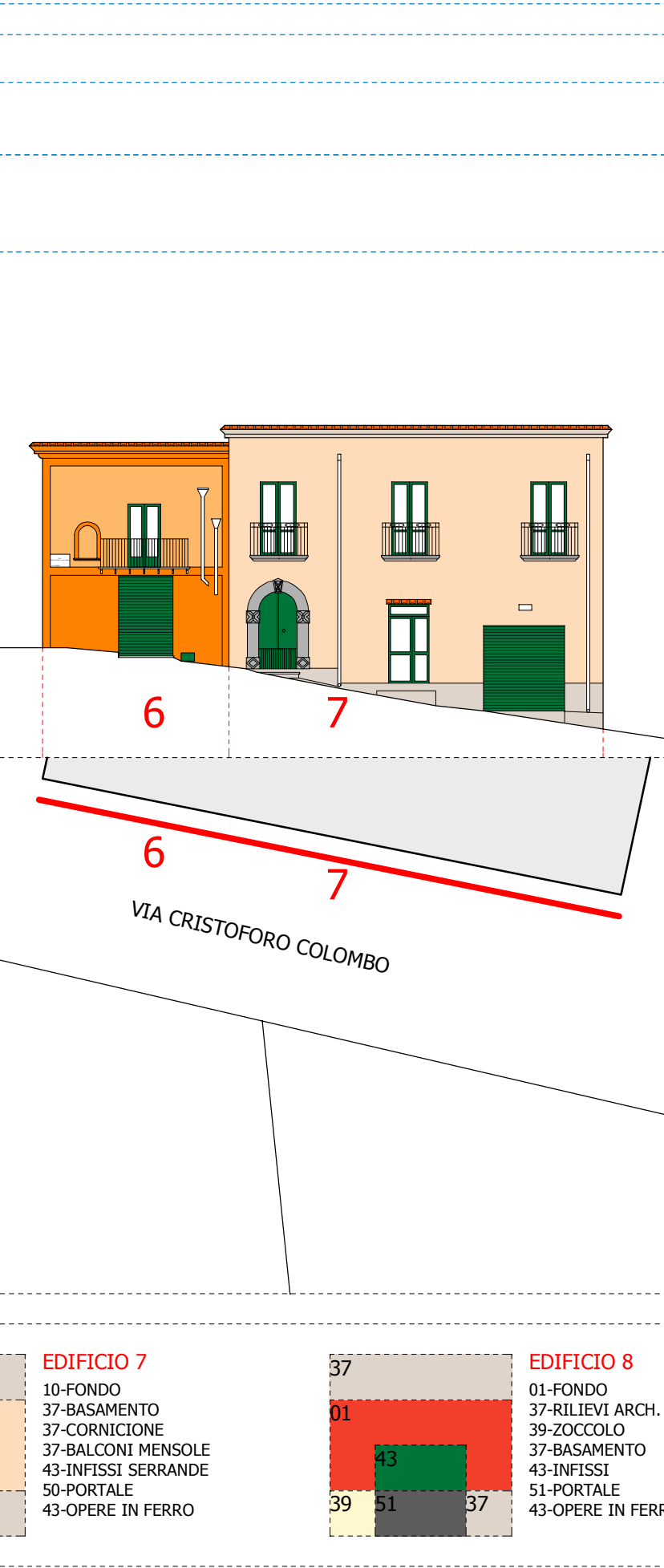
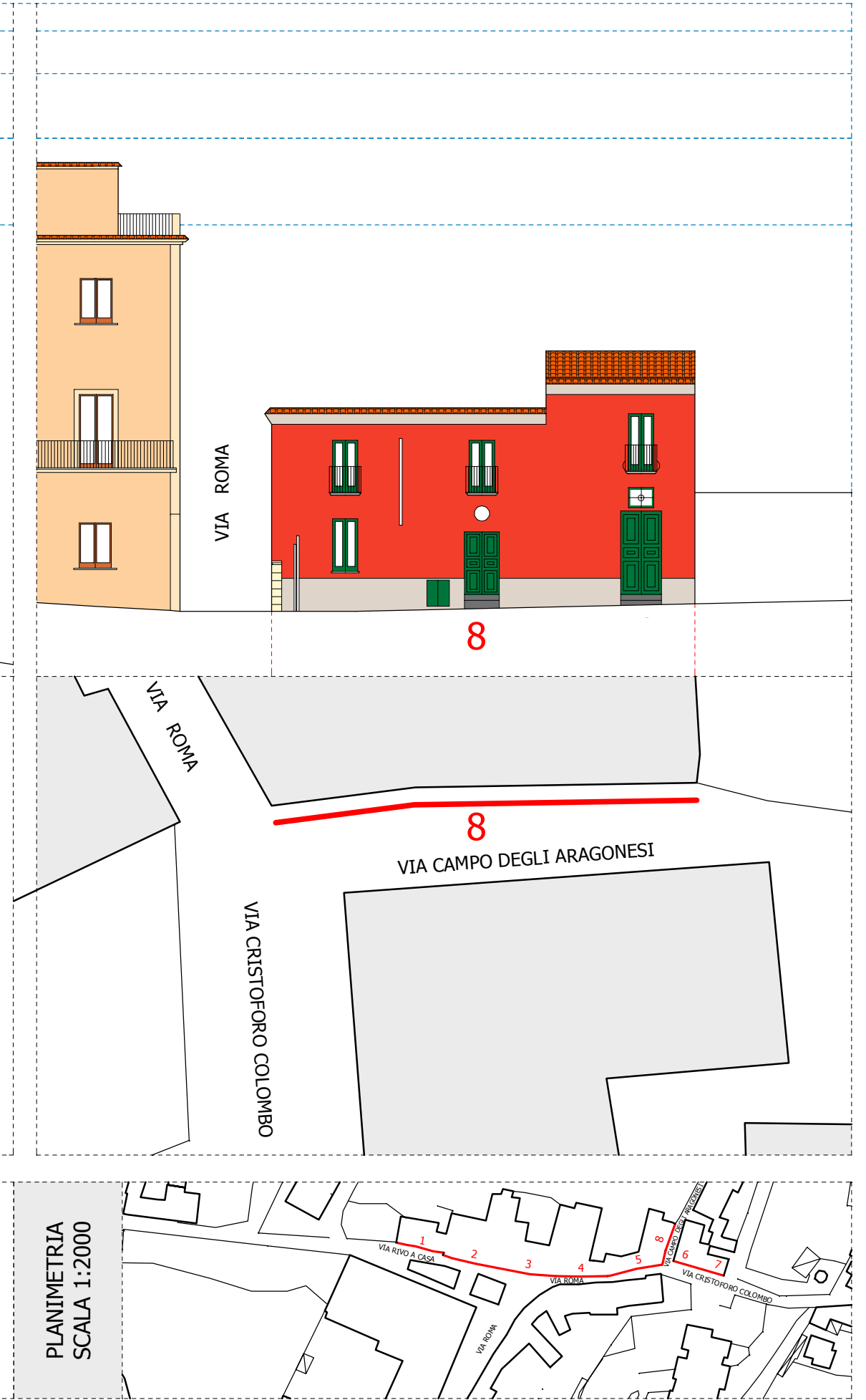



TABELLE CROMATICHE	EDIFICIO 1	EDIFICIO 2	EDIFICIO 3	EDIFICIO 4	EDIFICIO 5	EDIFICIO 6	EDIFICIO 7
							<p>EDIFICIO 1 28-FONDO 28-CORNICIONE 43-INFISSI 43-OPERE IN FERRO</p> <p>EDIFICIO 2 18-FONDO 1 37-FONDO 2 51-ZOCCOLO 43-INFISSI 54-PORTALE 43-OPERE IN FERRO</p> <p>EDIFICIO 3 50-FONDO 43-INFISSI 54-PORTALE 54-SCALE</p> <p>EDIFICIO 4 24-FONDO 1 28-FONDO 2 37-BASAMENTO 43-INFISSI 43-OPERE IN FERRO 54-SCALE</p> <p>EDIFICIO 5 06-FONDO 37-BASAMENTO 43-INFISSI 43-OPERE IN FERRO</p> <p>EDIFICIO 6 05-FONDO 37-BASAMENTO 43-INFISSI 43-OPERE IN FERRO</p> <p>EDIFICIO 7 28-FONDO 40-CORNICIONE 43-INFISSI</p>





EDIFICIO 8

01	37
43	37
39	51
37	37

EDIFICIO 7

37	10
43	37
50	37

EDIFICIO 6

12	16
43	37

EDIFICIO 5

37	01
43	37
37	51
45	45

EDIFICIO 4

28	45
05	44
54	37

EDIFICIO 3

18	44
11	18
45	54
37	37

EDIFICIO 2

28	49
13	44
37	37

EDIFICIO 1

50	43	53
36		

PLANIMETRIA
SCALA 1:2000

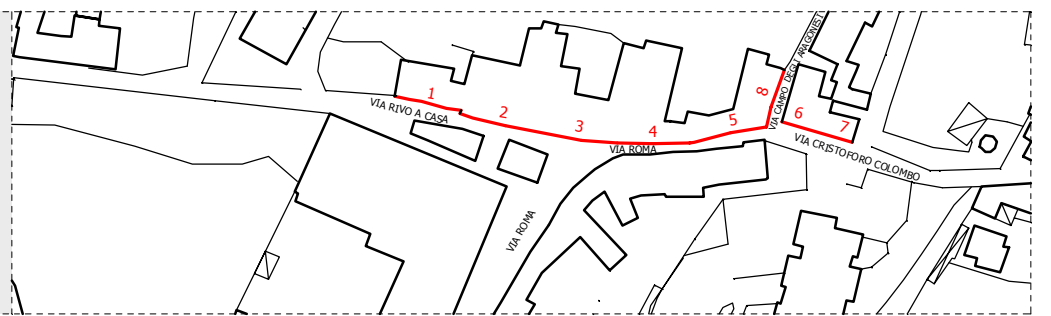



TABELLE
CROMATICHE



1

VIA ROMA

VIA ROMA

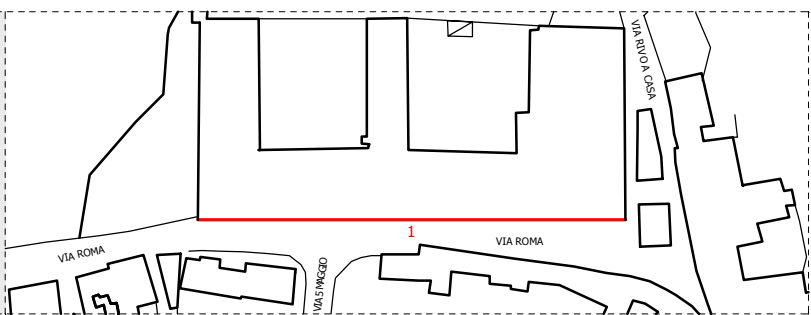
VIA 5 MAGGIO

1

TABELLE
CROMATICHE

38			EDIFICIO 1
38	24	45	24-FONDO
		44	38-BASAMENTO
			38-CORNICI
			38-CORNICIONE
			45-INFISSI
			50-PORTALE
38	54	50	54-PORTALE
			44-INFISSI PIANO TERRA

PLANIMETRIA
SCALA 1:2000



SCALA
1:200



PIANO DEL COLORE COMUNE DI MASSA LUBRENSE
VIA ROMA

PROFILO P.

B2

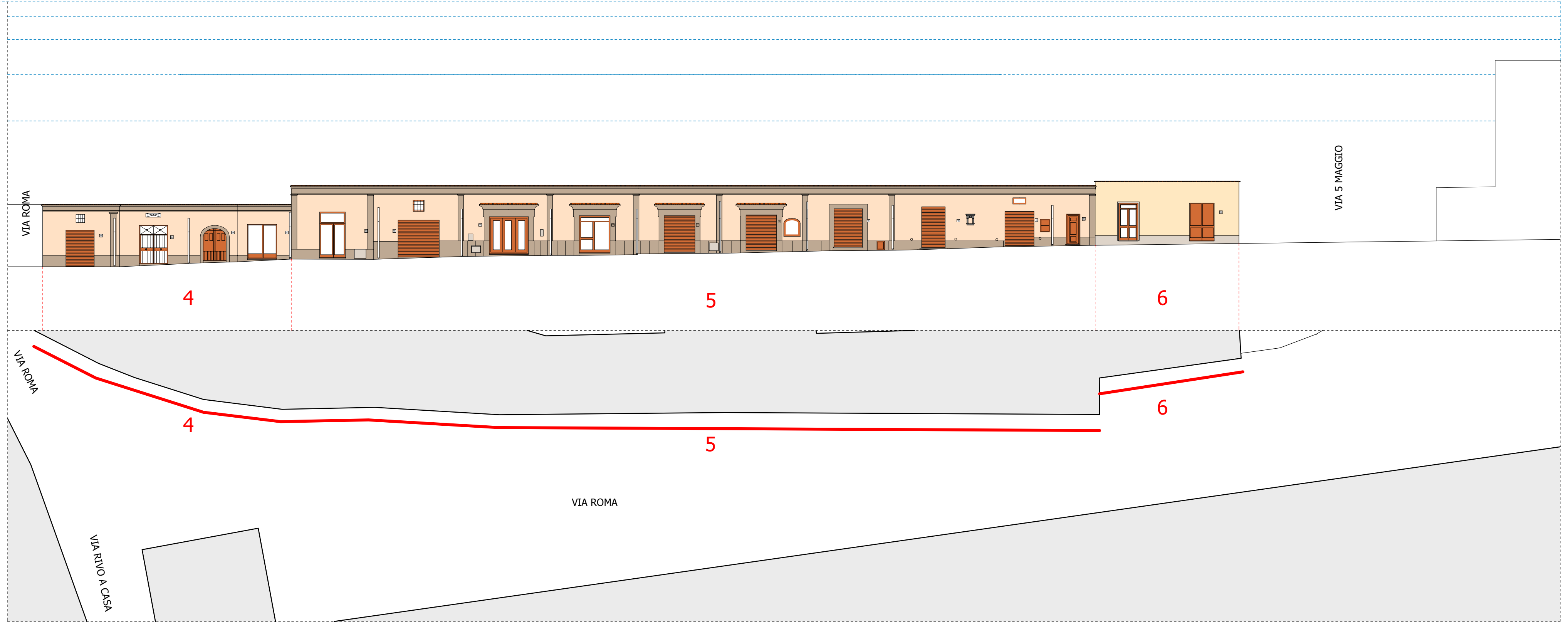
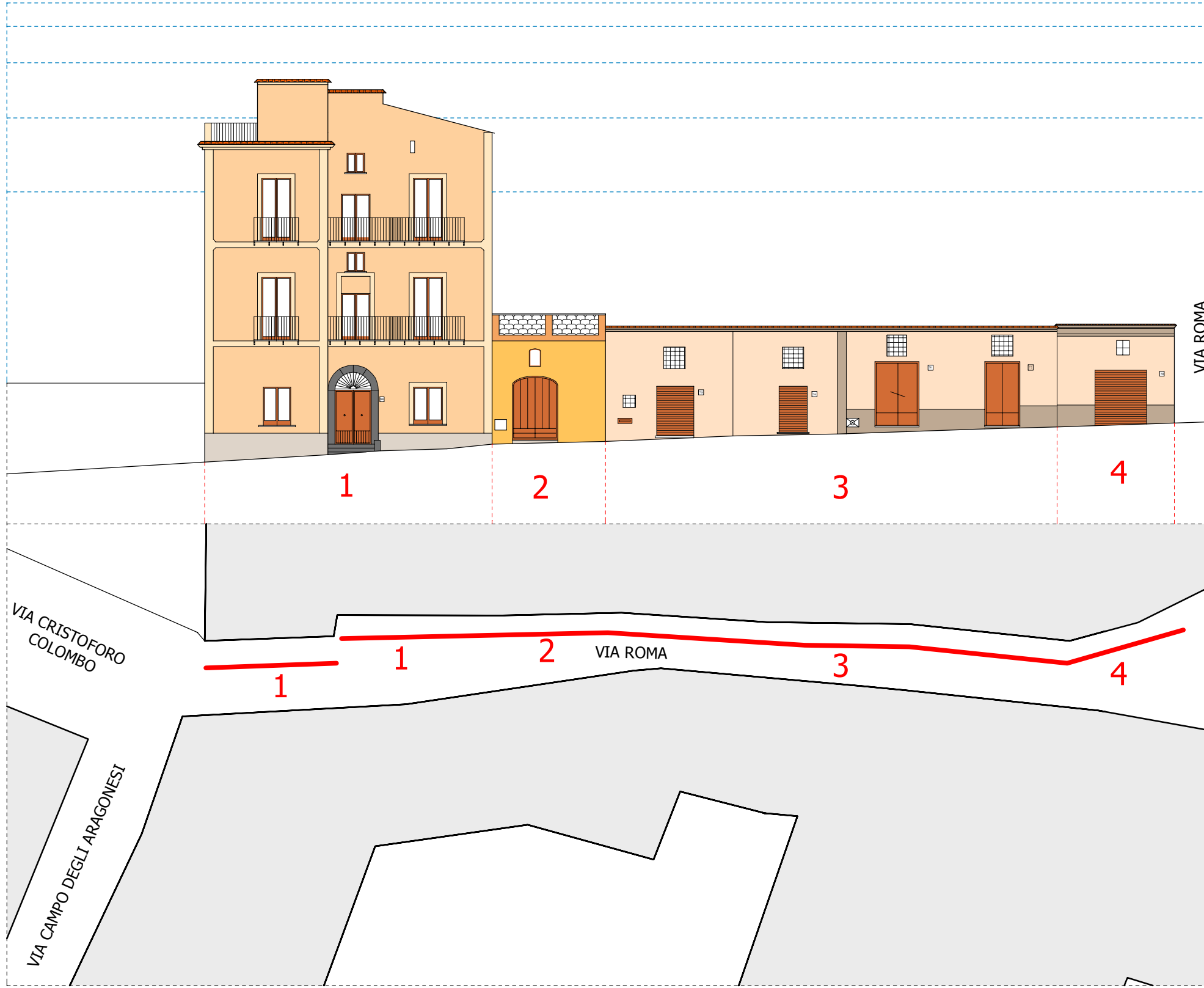


TABELLE
CROMATICHE

28	45	44
28	17	
37		54

EDIFICIO 1
 17-FONDO
 37-BASAMENTO
 28-LESENE E MARCAPIANI
 28-CORNICIONE
 44-INFISSI
 54-PORTALE
 45-OPERE IN FERRO

14		
23	44	23
		37

EDIFICIO 2
 23-FONDO
 14-CORNICIONE
 44-INFISSI
 37-ALTRO

35		
33		
	44	
35		

EDIFICIO 3
 33-FONDO
 35-BASAMENTO
 35-CORNICI
 35-LESENE
 35-CORNICIONE
 44-INFISSI SERRANDE

35		
33		
	44	
35		

EDIFICIO 4
 33-FONDO
 35-BASAMENTO
 35-CORNICI
 35-LESENE
 35-CORNICIONE
 44-INFISSI SERRANDE

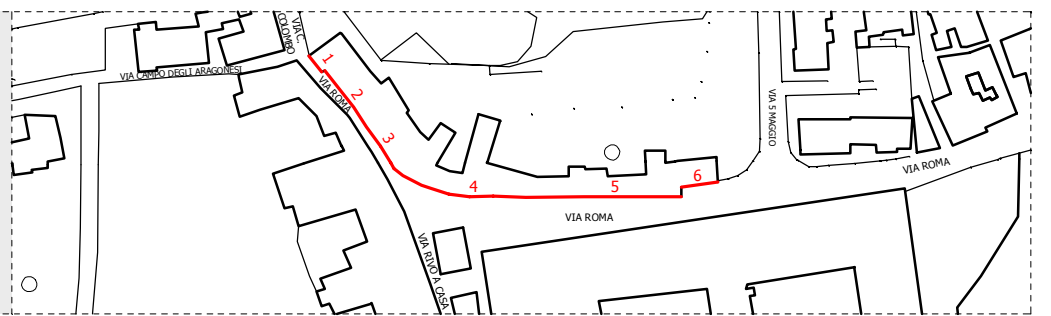
35		
33		
	44	
35		

EDIFICIO 5
 33-FONDO
 35-BASAMENTO
 35-CORNICI
 35-LESENE
 35-CORNICIONE
 44-INFISSI SERRANDE

28		
		44
37		

EDIFICIO 6
 28-FONDO
 37-BASAMENTO
 37-CORNICI
 44-INFISSI

PLANIMETRIA
SCALA 1:2000




SCALA
1:200

PIANO DEL COLORE COMUNE DI MASSA LUBRENSE
VIA ROMA

PROFILO P.
B3

SCALA
1:200



PIANO DEL COLORE COMUNE DI MASSA LUBRENSE
VIA CAMPO DEGLI ARAGONESI

PROFILO P.

B4

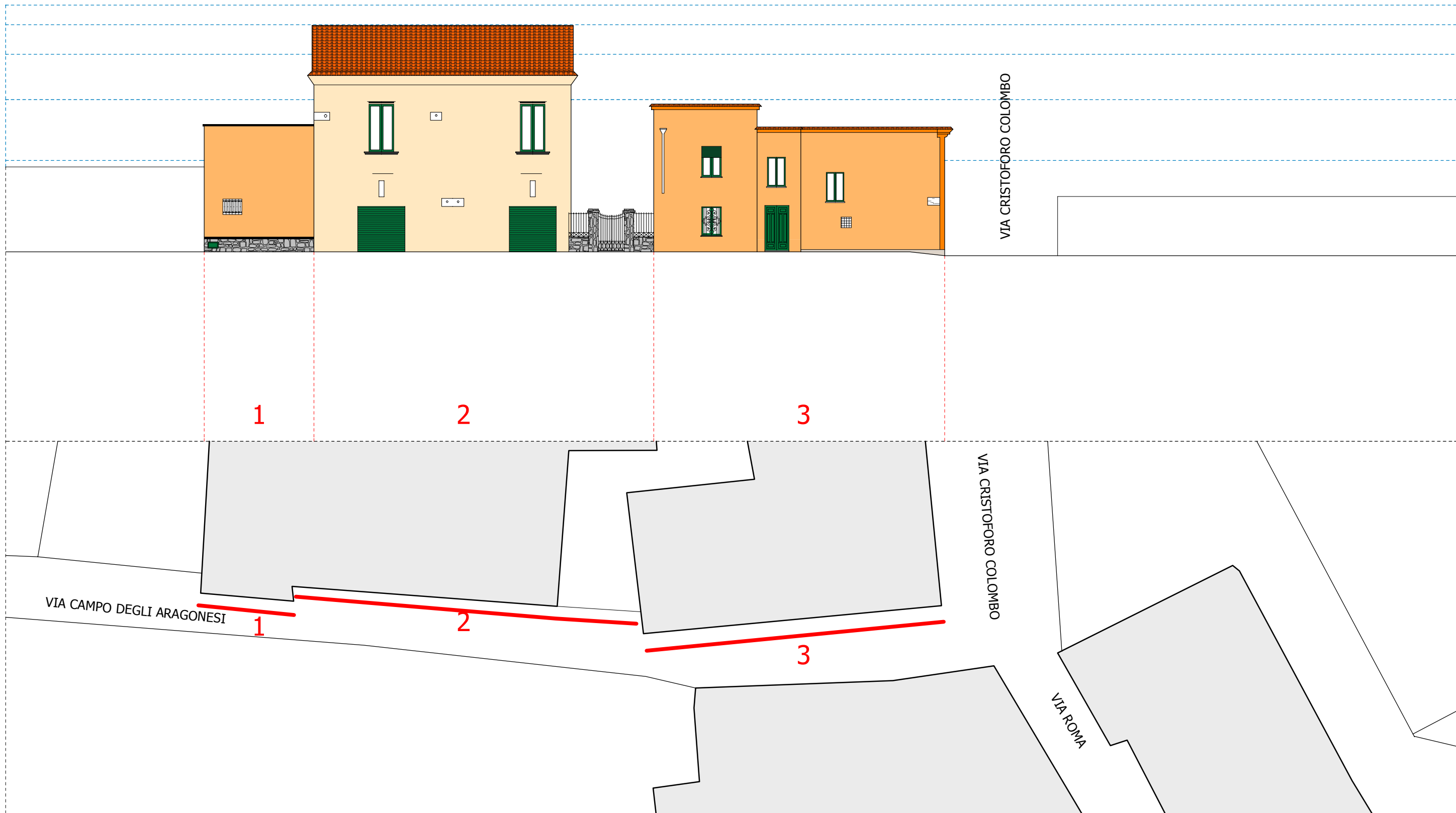
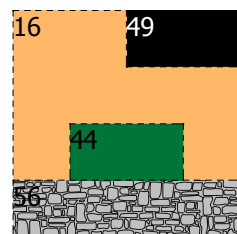
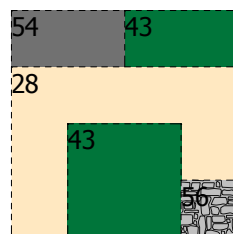


TABELLE
CROMATICHE



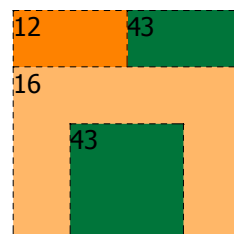
EDIFICIO 1

- 16-FONDO
- 56-ZOCCOLO
- 49-CORNICIONE
- 43-INFISSI
- 43-OPERE IN FERRO



EDIFICIO 2

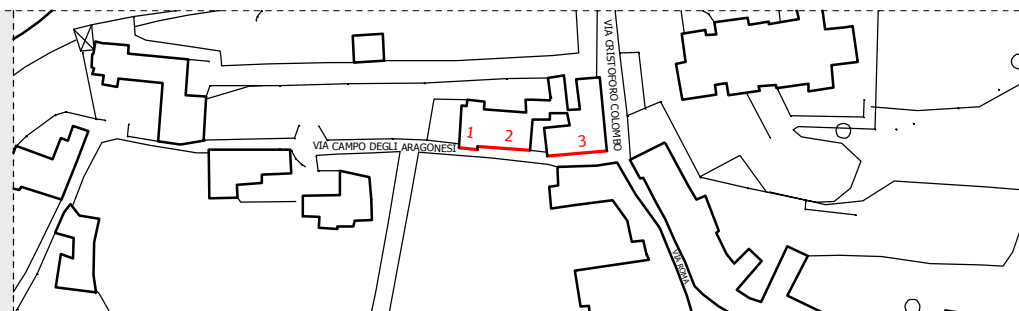
- 28-FONDO
- 54-MENSOLE
- 43-INFISSI
- 43-OPERE IN FERRO
- 56-ALTRO



EDIFICIO 3

- 16-FONDO
- 12-BASAMENTO
- 12-CORNICIONE
- 12-LESENE
- 43-INFISSI
- 43-OP. FERRO

PLANIMETRIA
SCALA 1:2000



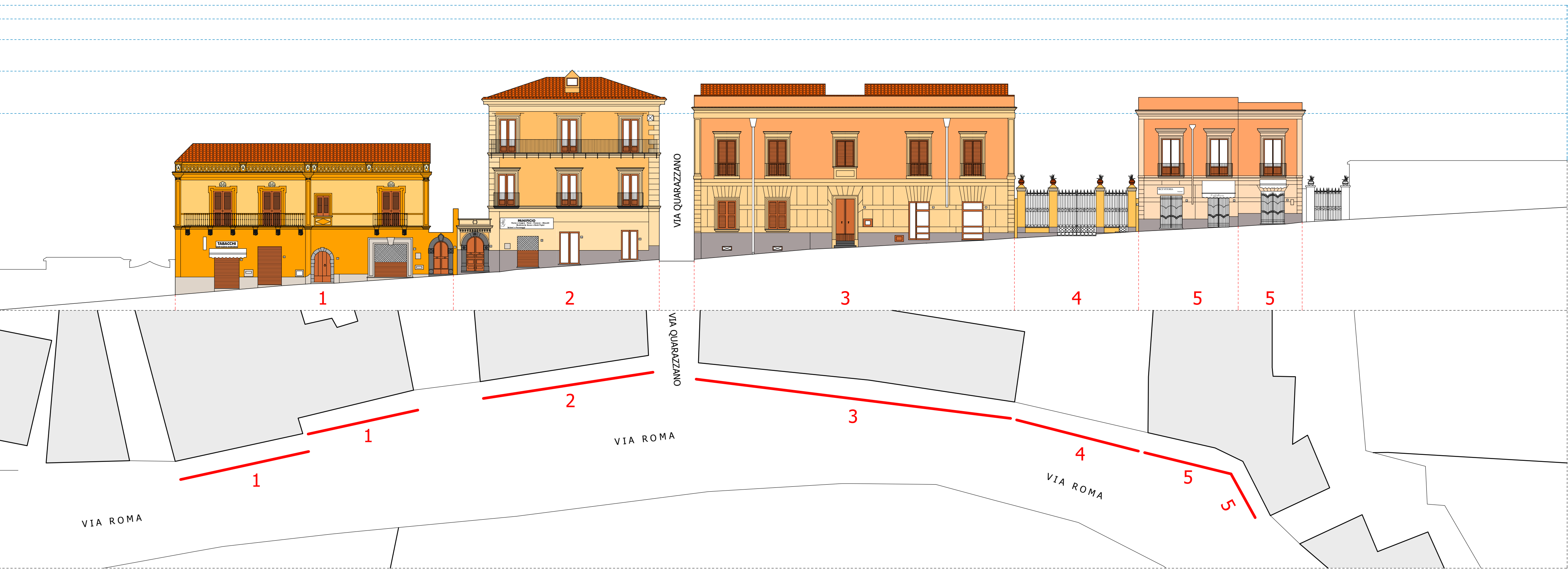
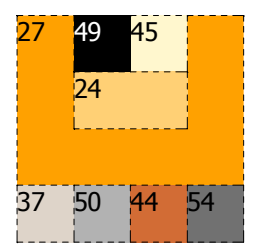
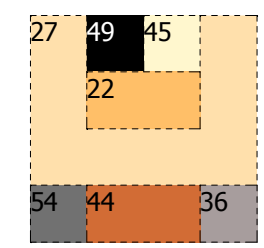


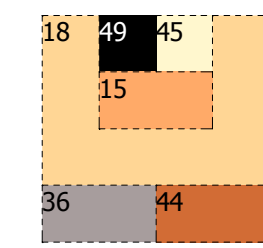
TABELLE
CROMATICHE



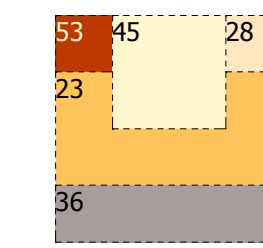
EDIFICIO 1
24-FONDO
20-RILIEVI ARCHITETTONICI
37-ZOCCOLO
20-BASAMENTO
50/54-PORTALI
44-INFISSI
45-OPERE IN FERRO
49-ARDESIA



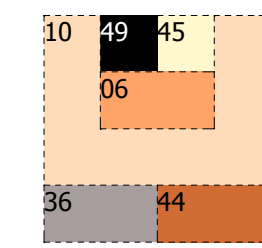
EDIFICIO 2
22-FONDO
27-RILIEVI ARCHITETTONICI
36-ZOCCOLO
27-BASAMENTO
54-PORTALE
44-INFISSI
45-OPERE IN FERRO
49-ARDESIA



EDIFICIO 3
15-FONDO
18-RILIEVI ARCHITETTONICI
36-ZOCCOLO
18-BASAMENTO
18-PORTALE
44-INFISSI
45-OPERE IN FERRO
49-ARDESIA

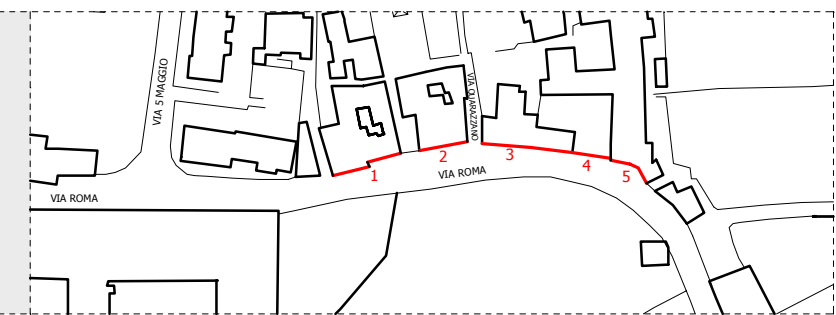


EDIFICIO 4
23-FONDO
36-BASAMENTO
28-CORNICI
45-OPERE IN FERRO
53-ALTRO



EDIFICIO 5
06-FONDO
10-RILIEVI ARCH.
36-ZOCCOLO
10-BASAMENTO
44-INFISSI
45-OPERE IN FE.
49-ARDESIA

PLANIMETRIA
SCALA 1:2000



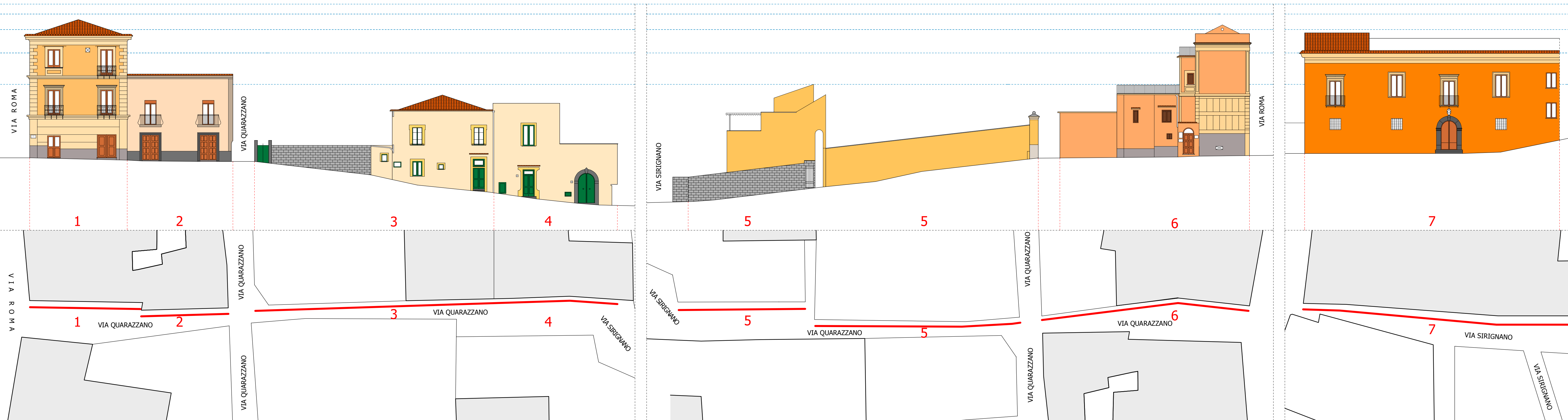

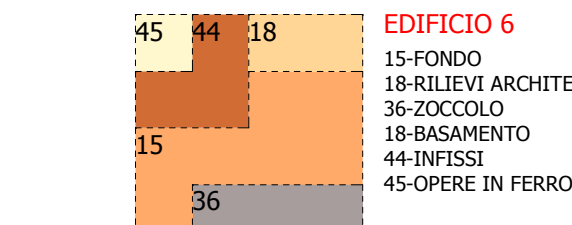
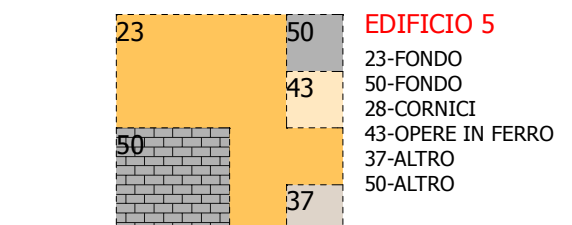
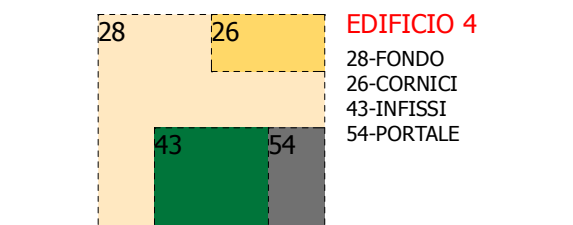
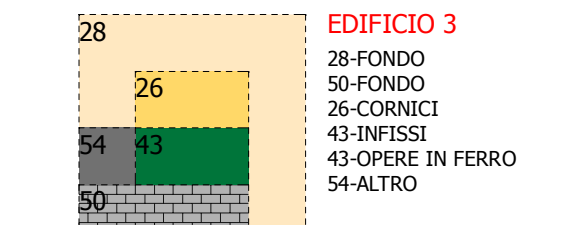
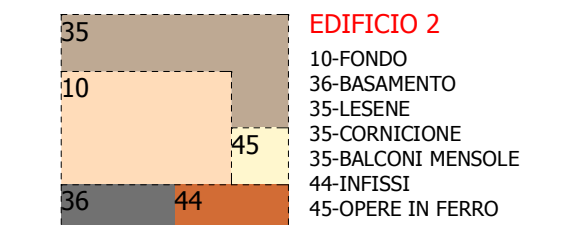
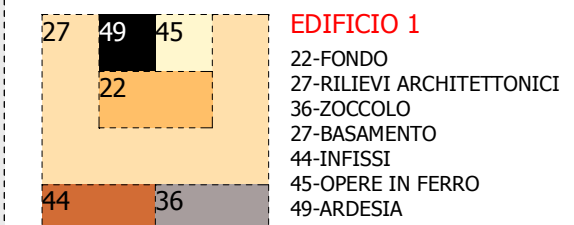


TABELLE CROMATICHE



SCALA
1:200



PIANO DEL COLORE COMUNE DI MASSA LUBRENSE
VIA QUARAZZANO - VIA SIRIGNANO

PROFILO P.

B6

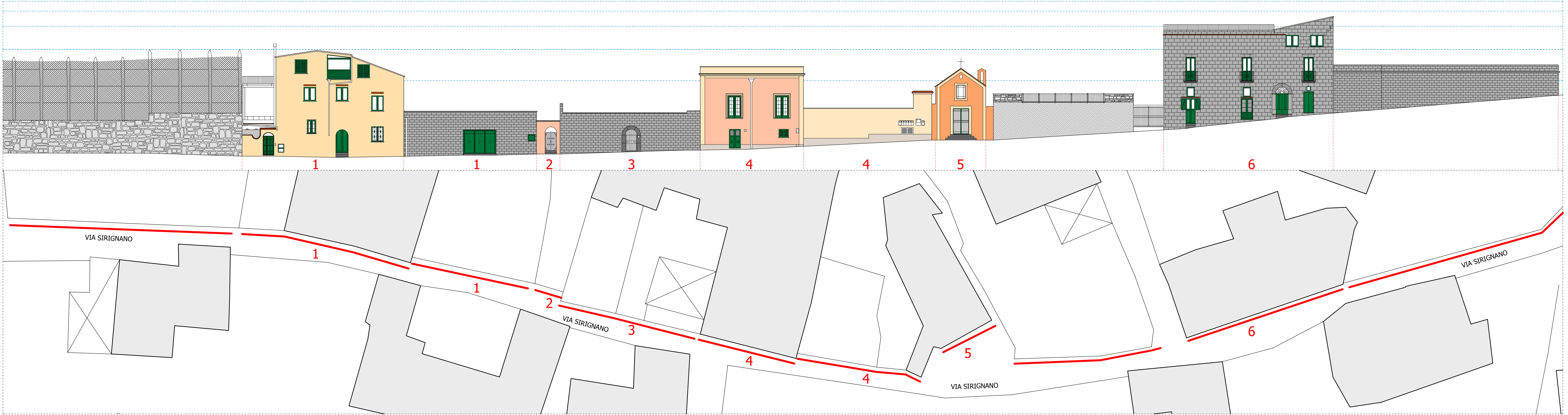
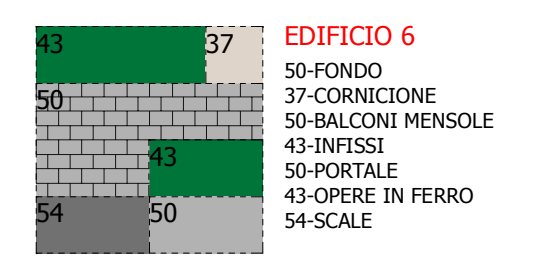
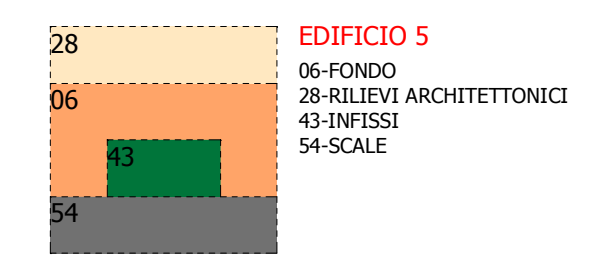
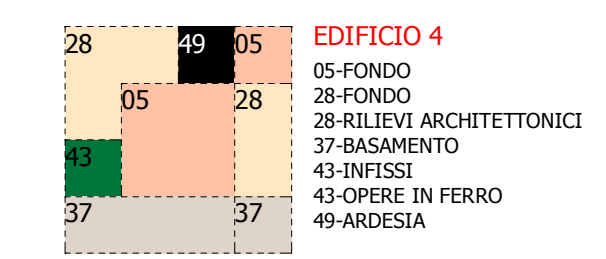
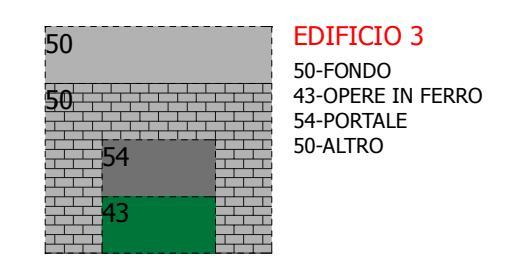
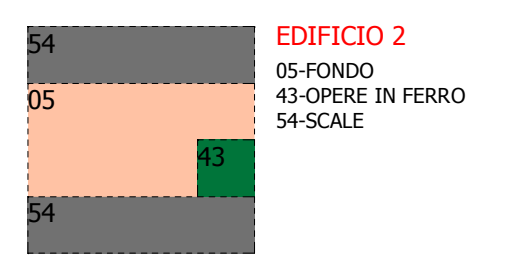

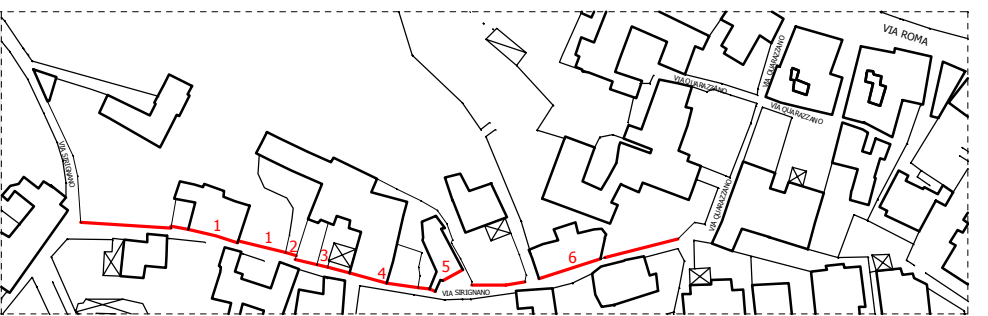
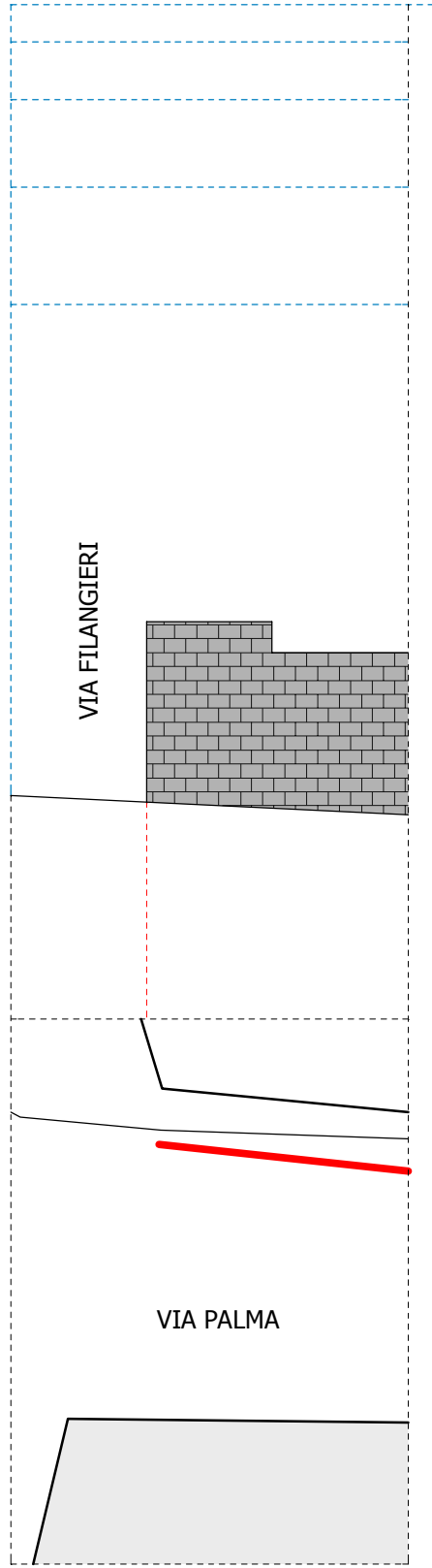
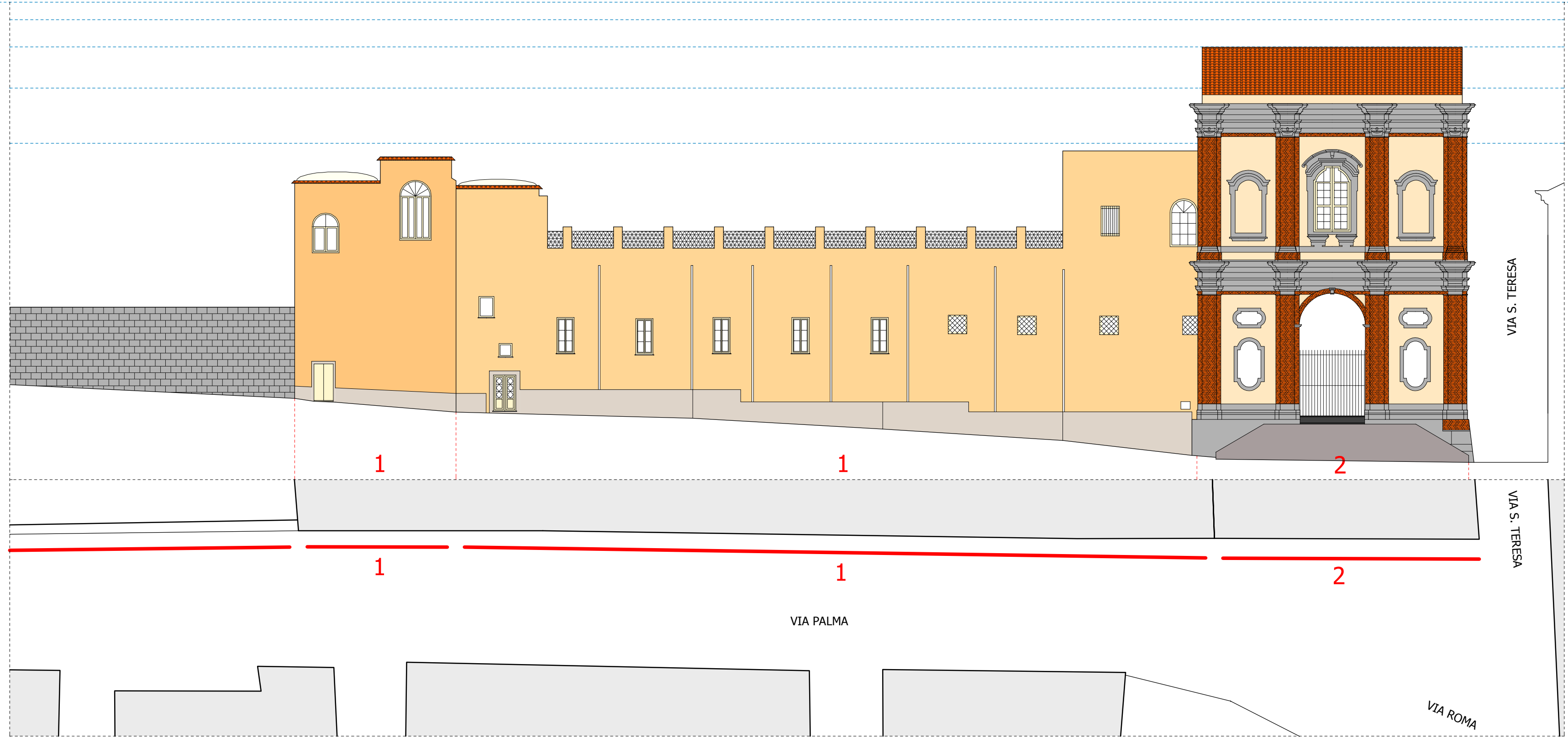


TABELLE
CROMATICHE



PLANIMETRIA
SCALA 1:2000





EDIFICIO 1

40	45
12	18
37	53

- 12-FONDO 1
- 18-FONDO 2
- 37-BASAMENTO
- 45-INFISSI
- 40-VOLTE
- 53-LATERIZIO

EDIFICIO 2

50	28	45
53	28	45
48	50	

- 28-FONDO
- 50-ZOCCOLO
- 50-RILIEVI ARCHITETONICI
- 53-LESENE
- 50-CORNICIONE
- 45-INFISSI
- 48-OPERE IN FERRO

EDIFICIO 3

27	28	24	42
24			27
27	23	44	
	51	37	45

- 24-FONDO
- 37-ZOCCOLO
- 23-BASAMENTO
- 27-CORNICI
- 27-MARCAPIANI
- 27-CORNICIONE
- 51-BALCONI PORTALE
- 44-INFISSI SERRANDE

EDIFICIO 3

- 21-FONDO
- 44-SERRANDE
- 45-OPERE IN FERRO
- 27-DECORAZIONE 1
- 28-DECORAZIONE 2
- 24-DECORAZIONE 3
- 42-DECORAZIONE 4
- 27-DECORAZIONE 5

PLANIMETRIA
SCALA 1:2000

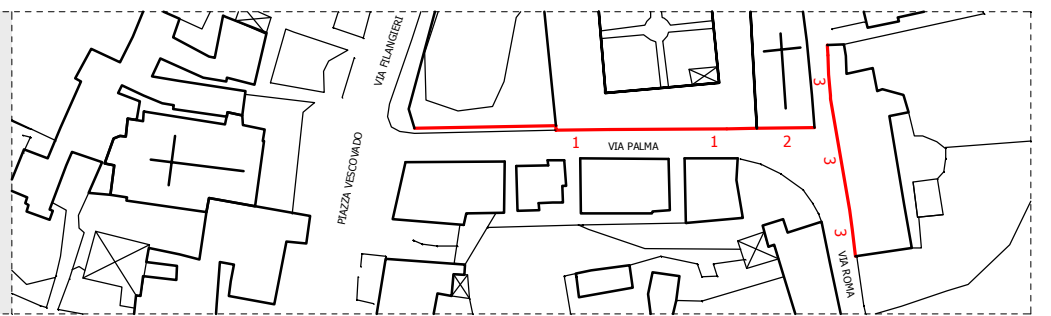
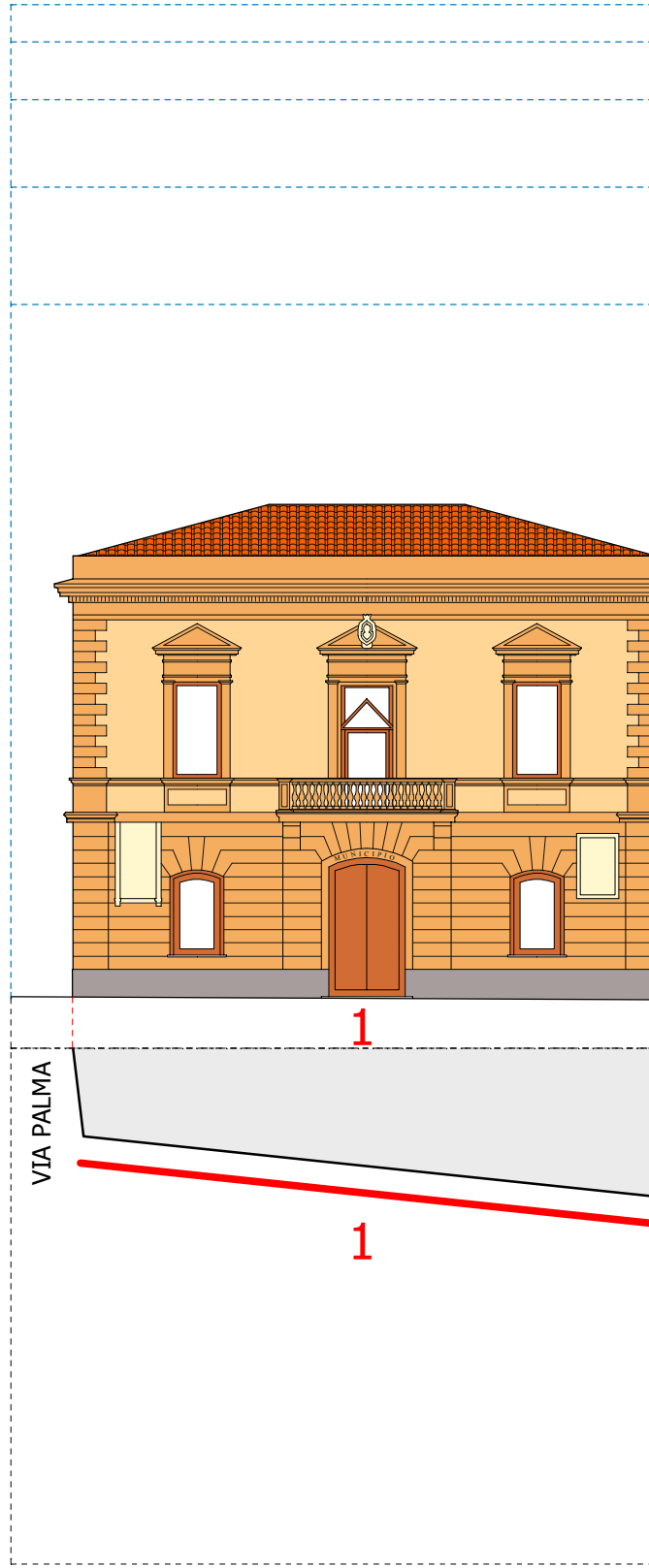
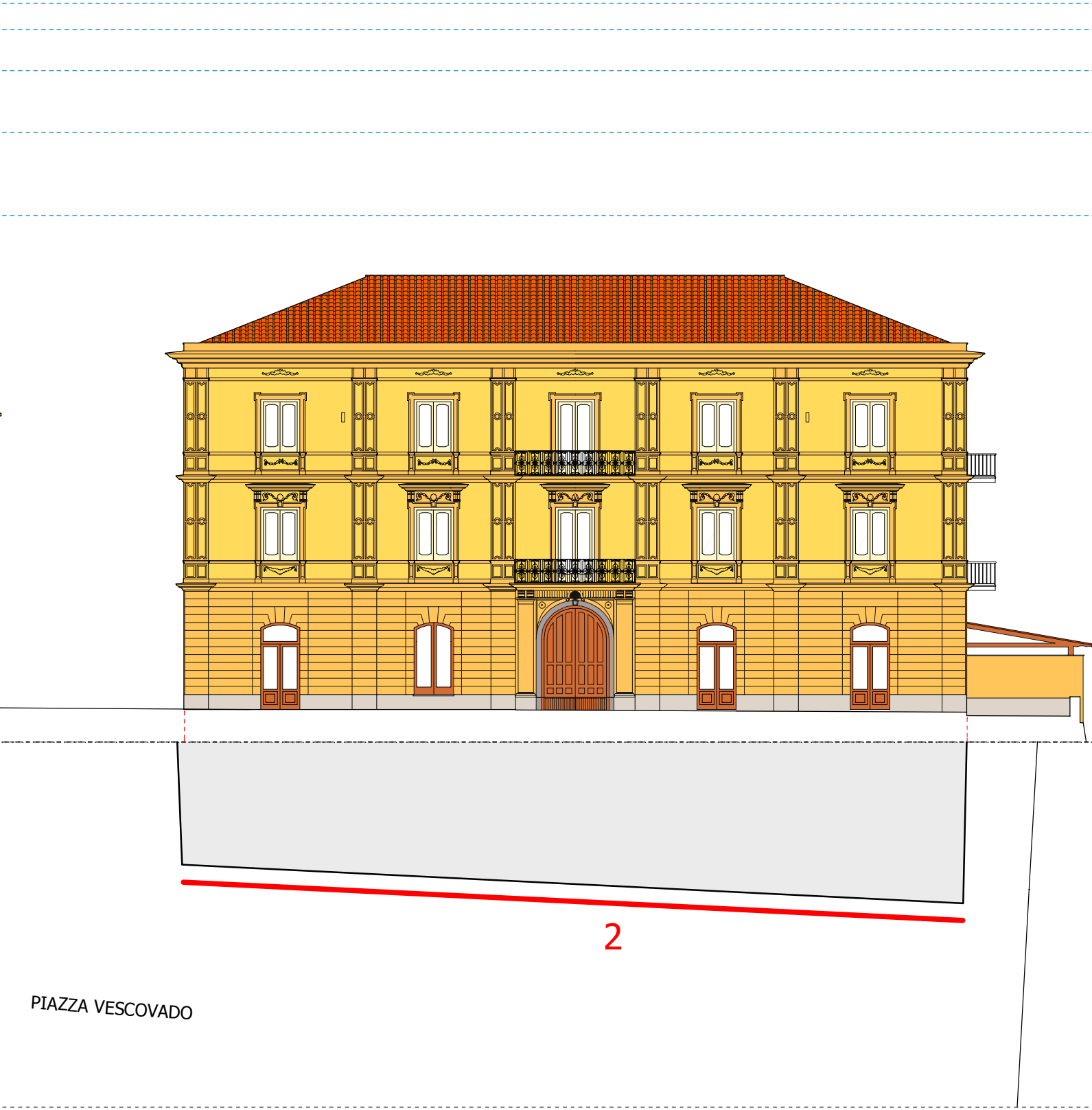
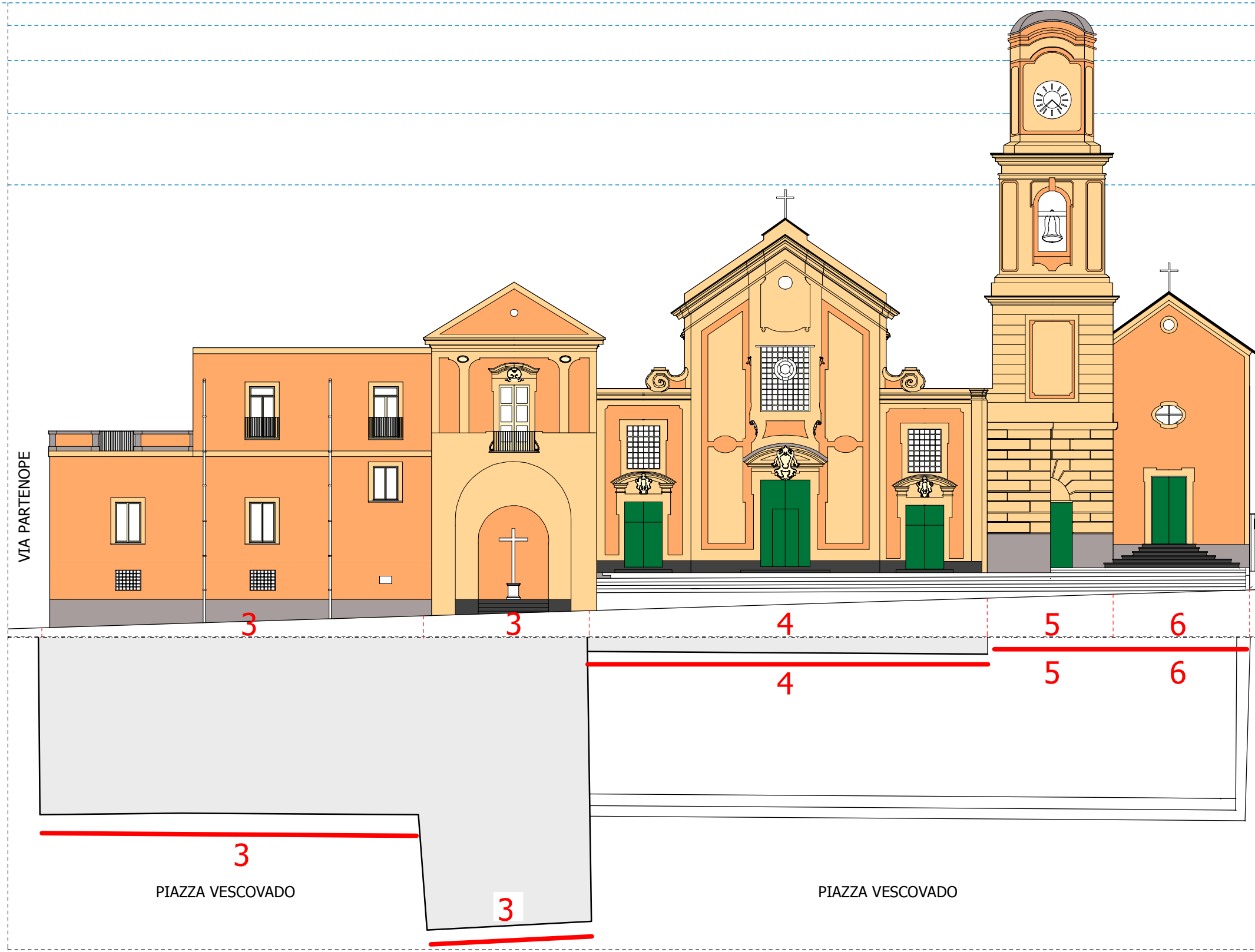


TABELLE
CROMATICHE



EDIFICIO 7

16-FONDO
18-RILIEVI ARCH.
37-ZOCCOLO
18-BASAMENTO
45-INFISSI
52-ALTRO
43-INFISSI PIANO TERRA

EDIFICIO 6

15-FONDO
18-RILIEVI ARCHITETTONICI
36-BASAMENTO
45-INFISSI
52-ALTRO
43-INFISSI PIANO TERRA

EDIFICIO 5

18-FONDO
36-ZOCCOLO
18-BASAMENTO
15-CORNICI
15-CORNICIONE
49-ARDESIA
43-INFISSI PIANO TERRA

EDIFICIO 4

15-FONDO
18-RILIEVI ARCHITETTONICI
52-ZOCCOLO
45-INFISSI
18-PORTALE
45-OPERE IN FERRO
49-ARDESIA
43-INFISSI PIANO TERRA

EDIFICIO 3

15-FONDO
18-RILIEVI ARCHITETTONICI
36-BASAMENTO
36-CORNICIONE
45-INFISSI
45-OPERE IN FERRO
52-ALTRO

EDIFICIO 2

25-FONDO
23-RILIEVI ARCHITETTONICI
37-ZOCCOLO
23-BASAMENTO
23-PORTALE
45-INFISSI
45-OPERE IN FERRO
44-INFISSI PIANO TERRA

EDIFICIO 1

18-FONDO
13-RILIEVI ARCHITETTONICI
36-ZOCCOLO
13-BASAMENTO
44-INFISSI

PLANIMETRIA
SCALA 1:2000

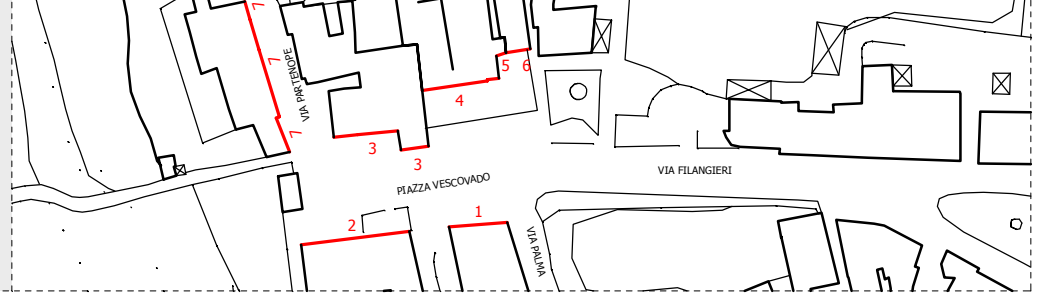
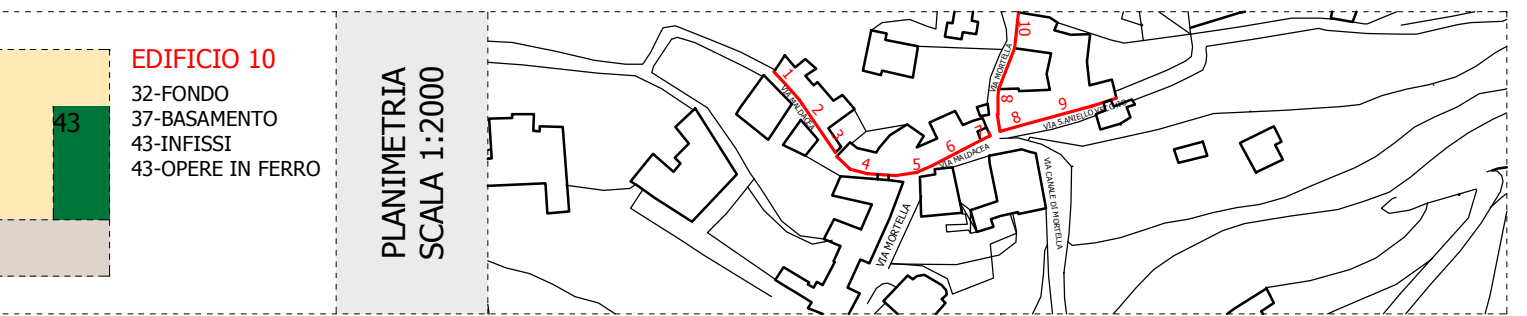
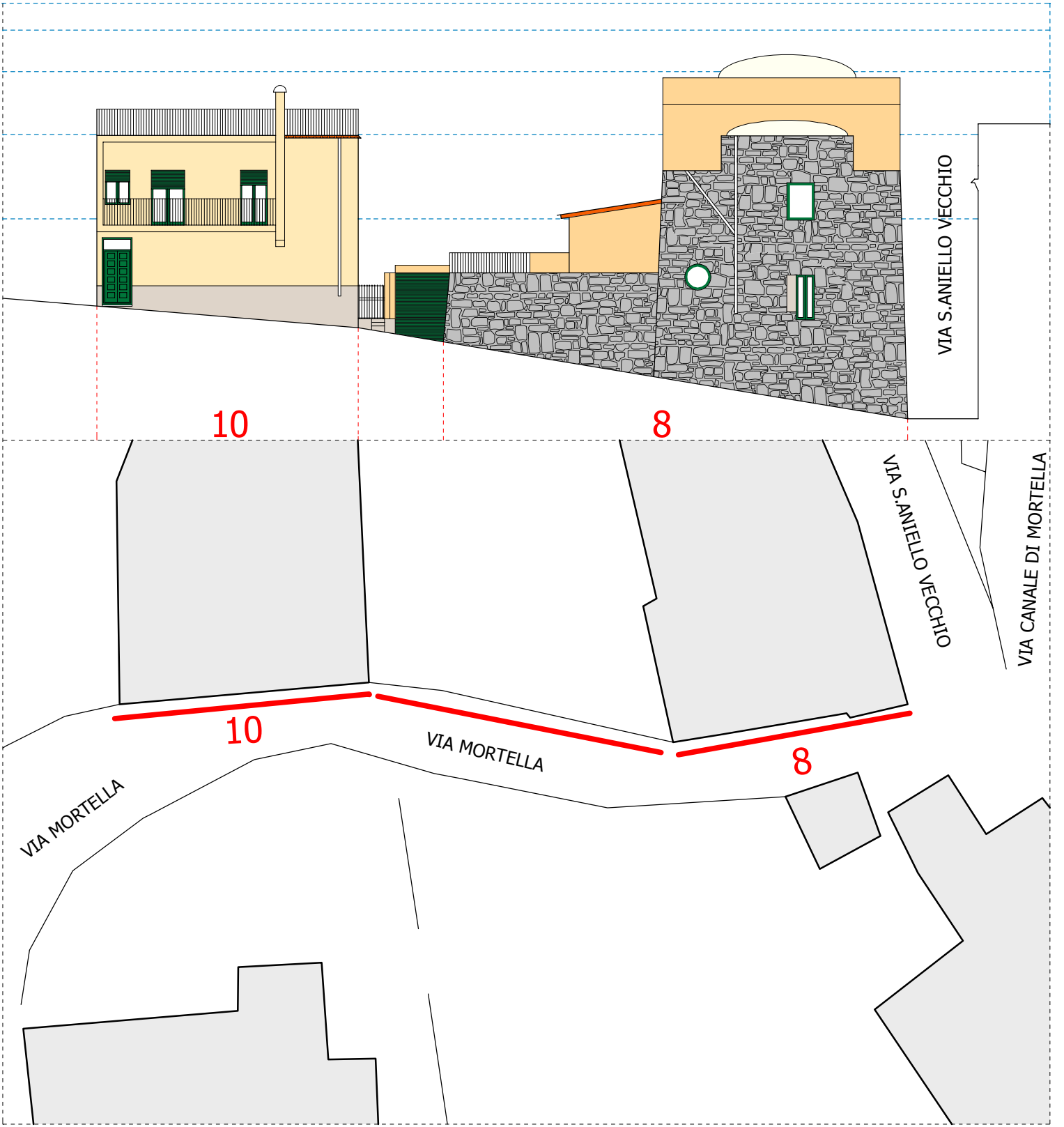

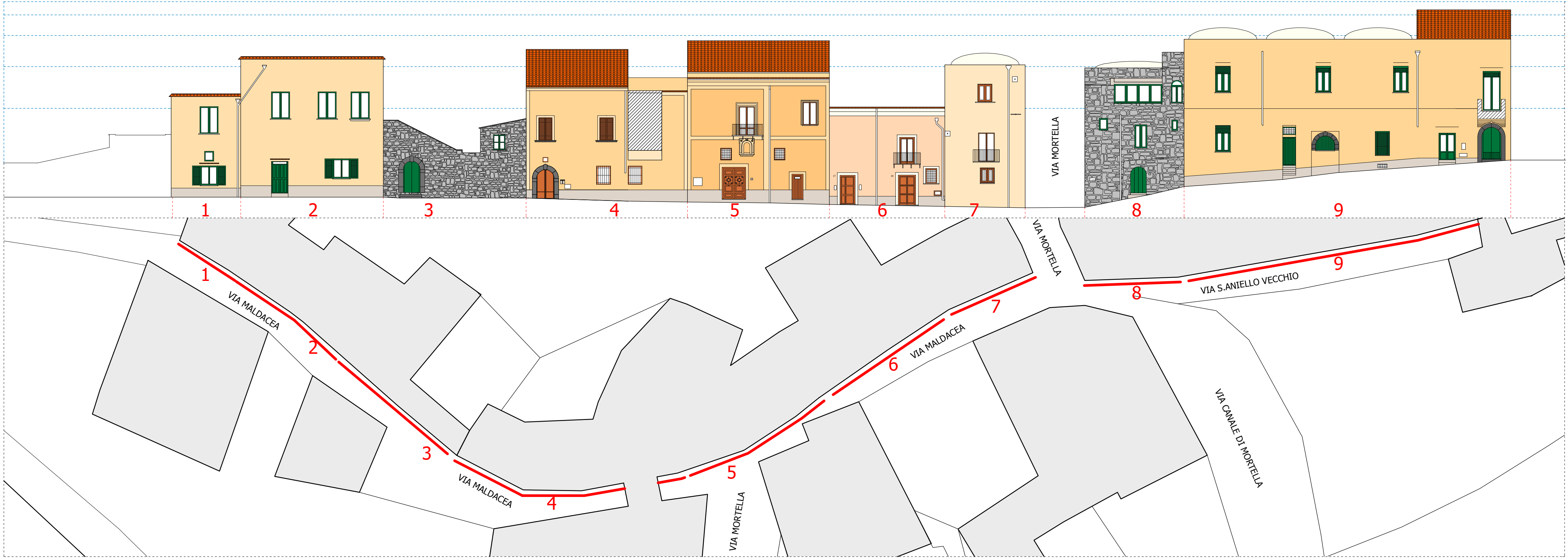


TABELLE
CROMATICHE

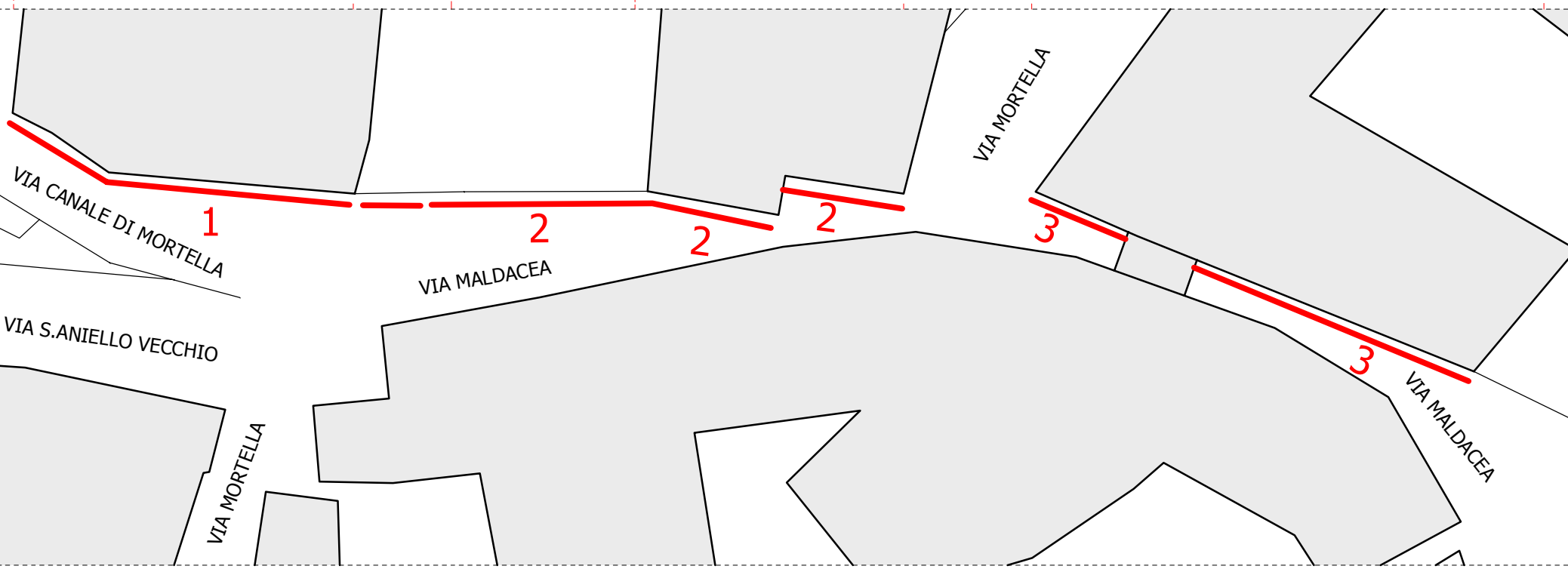
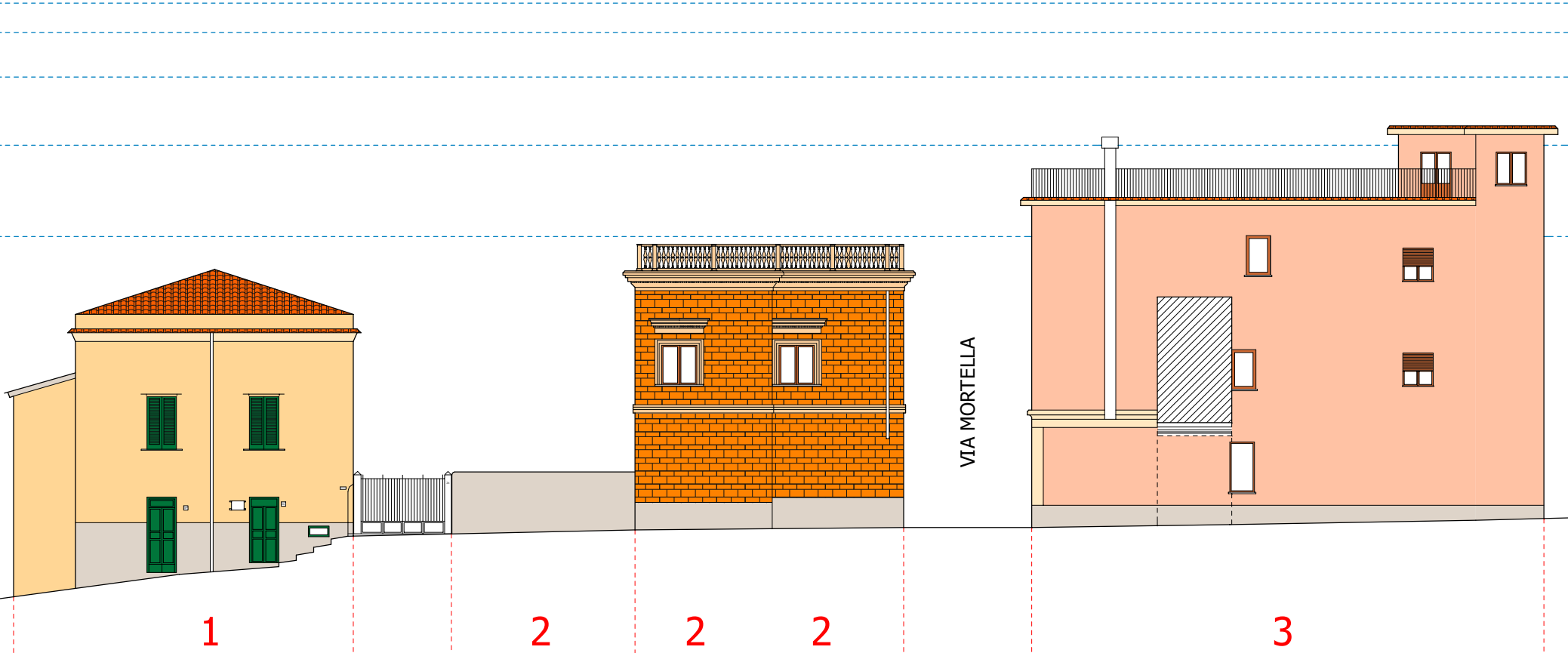
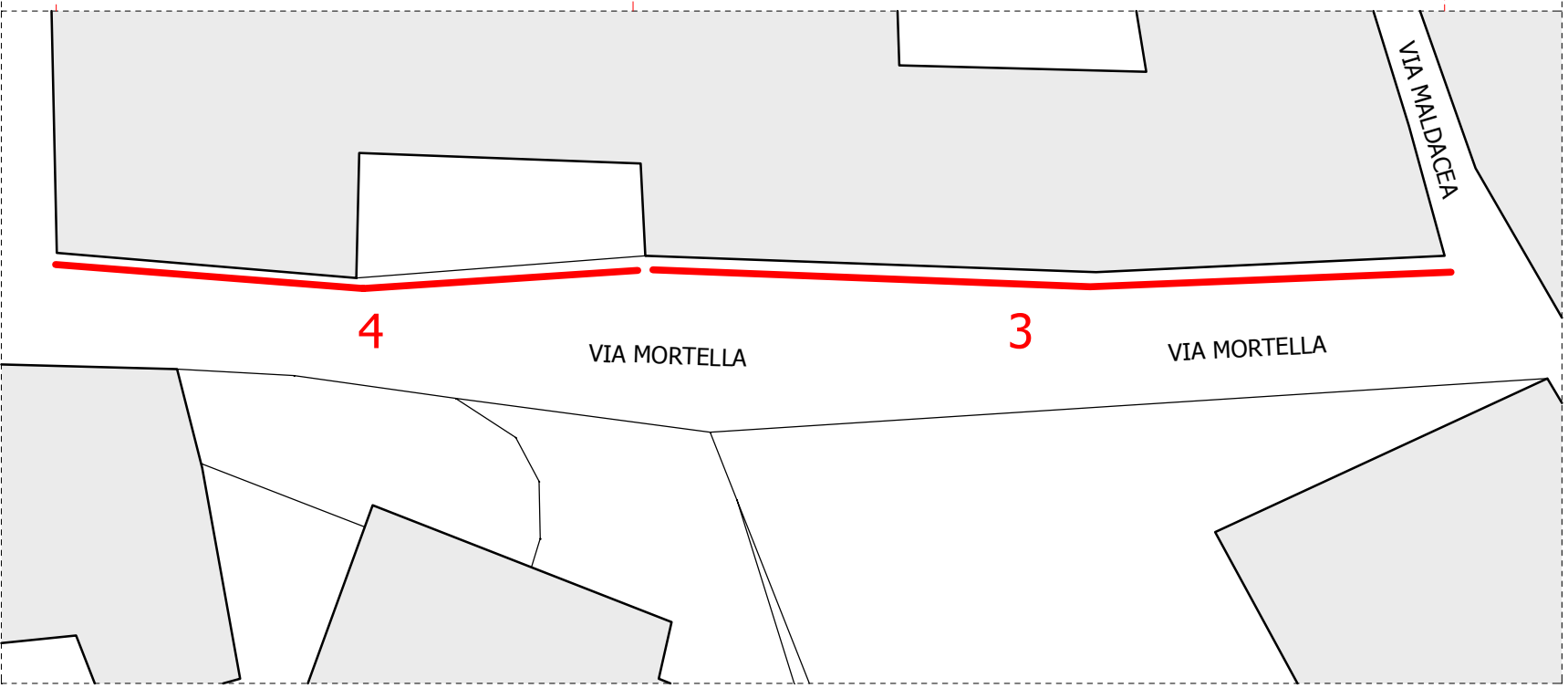
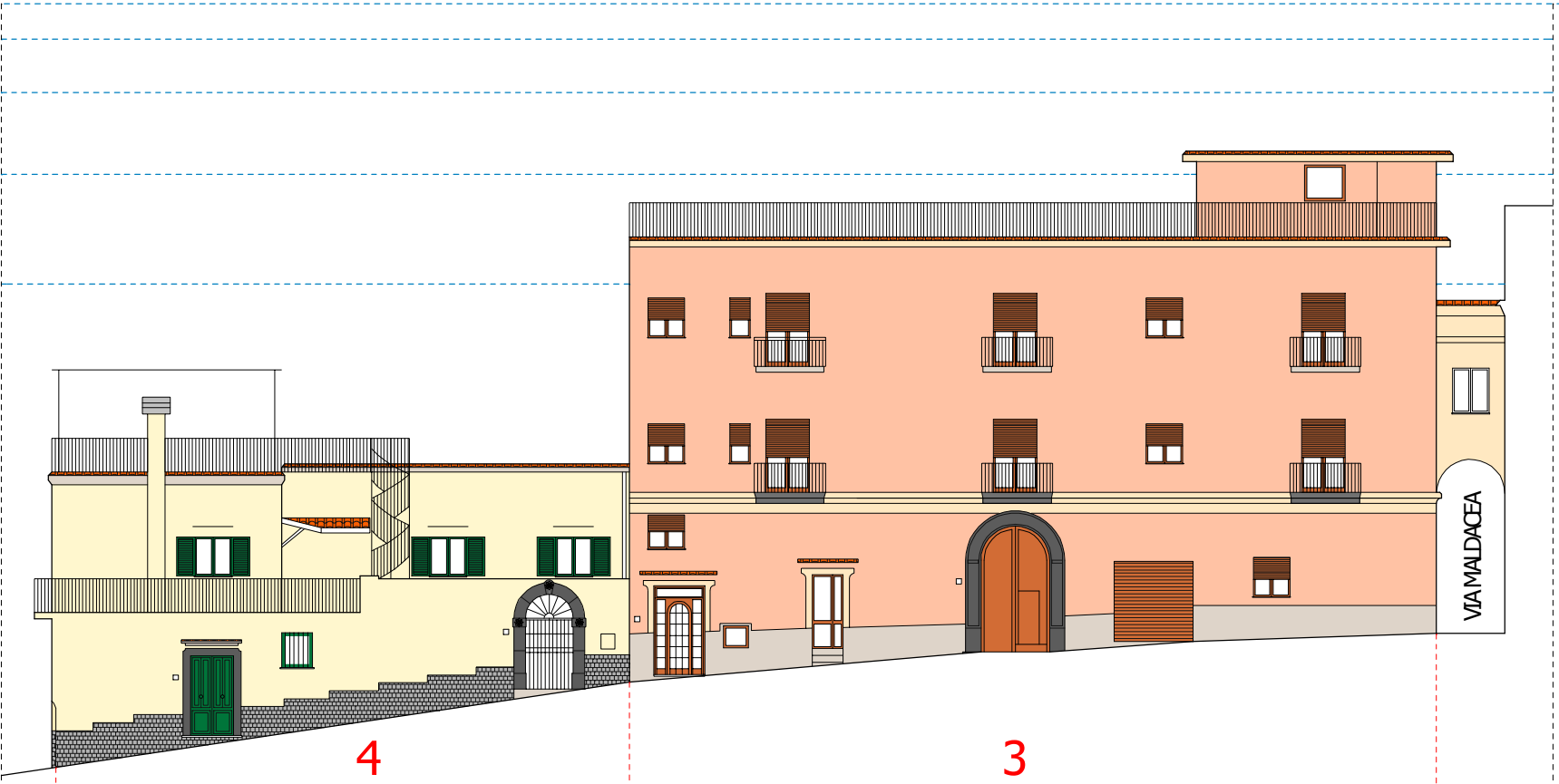
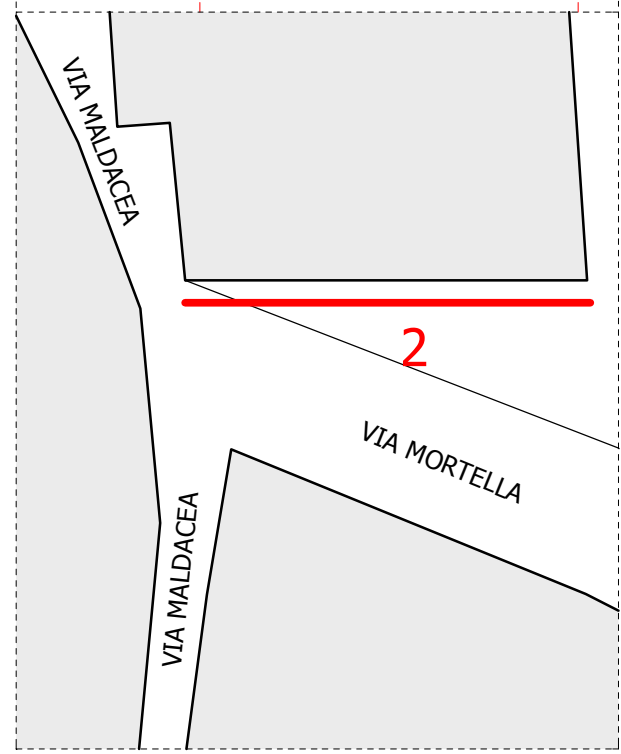
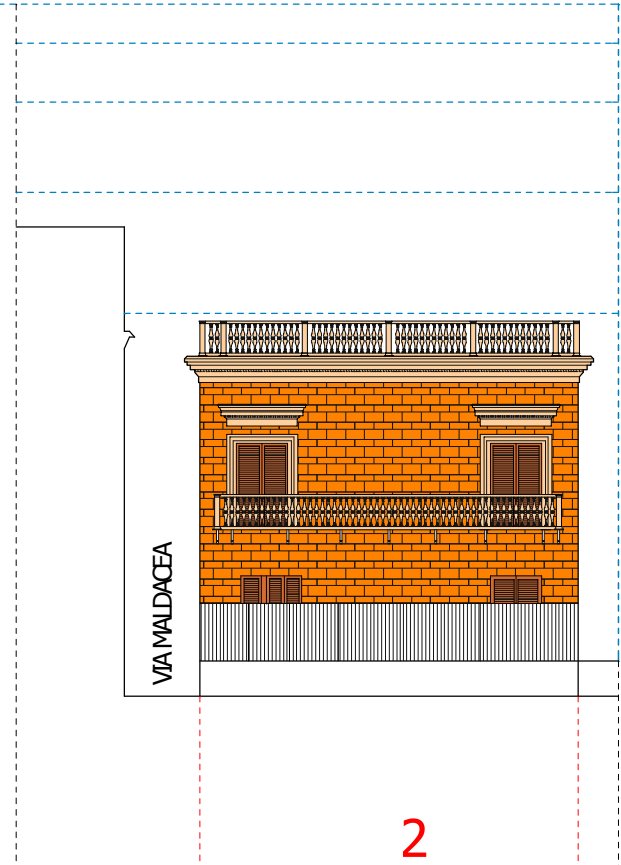



PLANIMETRIA
SCALA 1:2000



EDIFICIO 1	EDIFICIO 2	EDIFICIO 3	EDIFICIO 4	EDIFICIO 5	EDIFICIO 6	EDIFICIO 7	EDIFICIO 8	EDIFICIO 9	EDIFICIO 10
 43 27 37 EDIFICIO 1 27-FONDO 37-BASAMENTO 43-INFISSI	 43 27 37 EDIFICIO 2 27-FONDO 37-BASAMENTO 43-INFISSI	 56 43 54 EDIFICIO 3 56-FONDO 43-INFISSI 54-PORTALE 54-ALTRO	 45 28 44 18 54 37 EDIFICIO 4 18-FONDO 37-BASAMENTO 28-CORNICI 28-LESENE 28-CORNICIONE 44-INFISSI 54-PORTALE 45-OPERE IN FERRO	 45 27 44 11 37 EDIFICIO 5 11-FONDO 37-BASAMENTO 27-CORNICI 27-LESENE 27-MARCAPIANI 27-CORNICIONE 44-INFISSI 45-OPERE IN FERRO	 45 40 44 19 37 EDIFICIO 6 19-FONDO 37-BASAMENTO 40-CORNICI 40-CORNICIONE 44-INFISSI 45-OPERE IN FERRO	 45 40 44 28 EDIFICIO 7 28-FONDO 44-INFISSI 45-OPERE IN FERRO 40-VOLTA	 40 37 56 18 EDIFICIO 8 56-FONDO 18-FONDO 43-INFISSI 43-OPERE IN FERRO 40-VOLTA 37-ALTRO	 40 43 18 37 51 EDIFICIO 9 18-FONDO 37-BASAMENTO 43-INFISSI 51-PORTALE 43-OPERE IN FERRO 40-VOLTA	 32 37 43 EDIFICIO 10 32-FONDO 37-BASAMENTO 43-INFISSI 43-OPERE IN FERRO

TABELLE
CROMATICHE



EDIFICIO 4

39-FONDO
50-ZOCCOLO
37-CORNICIONE
43-INFISSI
51-PORTALE
43-OPERE IN FERRO

EDIFICIO 3

05-FONDO
37-BASAMENTO
28-CORNICI CORNICIONE
28-MARCAPIANI
54-MENSOLE
44-INFISSI
51-PORTALE

EDIFICIO 2

12-FONDO
37-BASAMENTO
17-CORNICI
17-CORNICIONE
17-BALCONI
44-INFISSI

EDIFICIO 1

18-FONDO
37-BASAMENTO
28-CORNICIONE
43-INFISSI

PLANIMETRIA
SCALA 1:2000

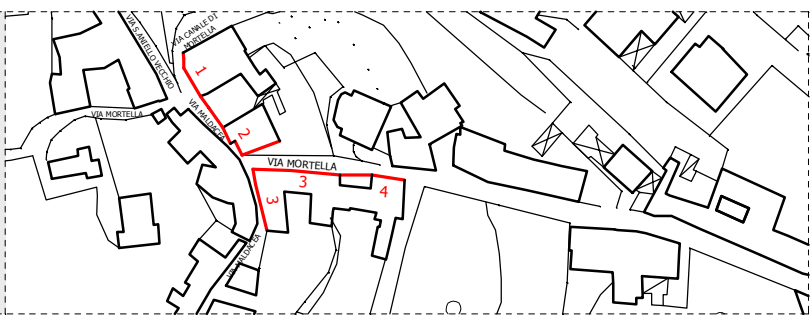


TABELLE
CROMATICHE

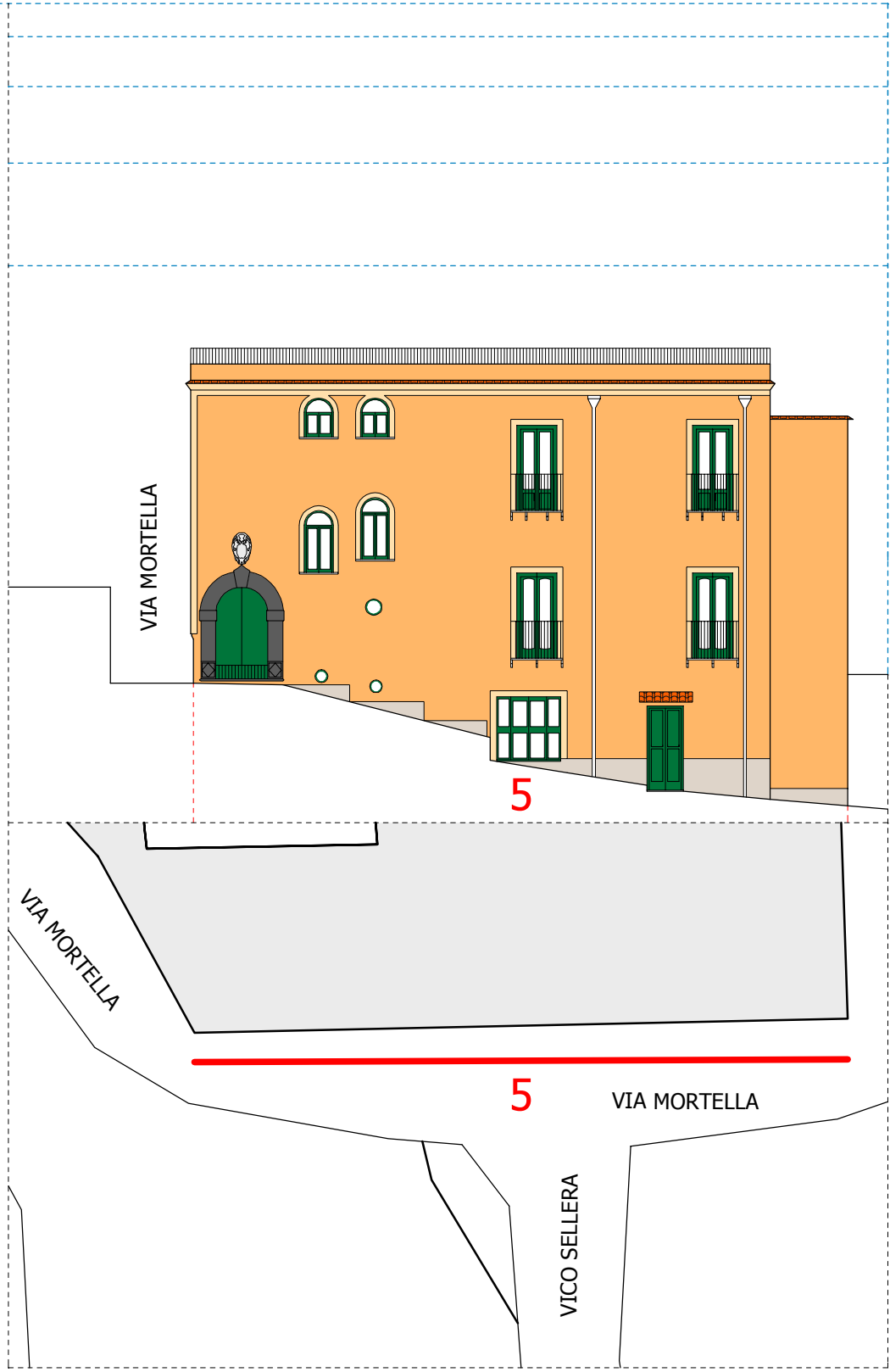
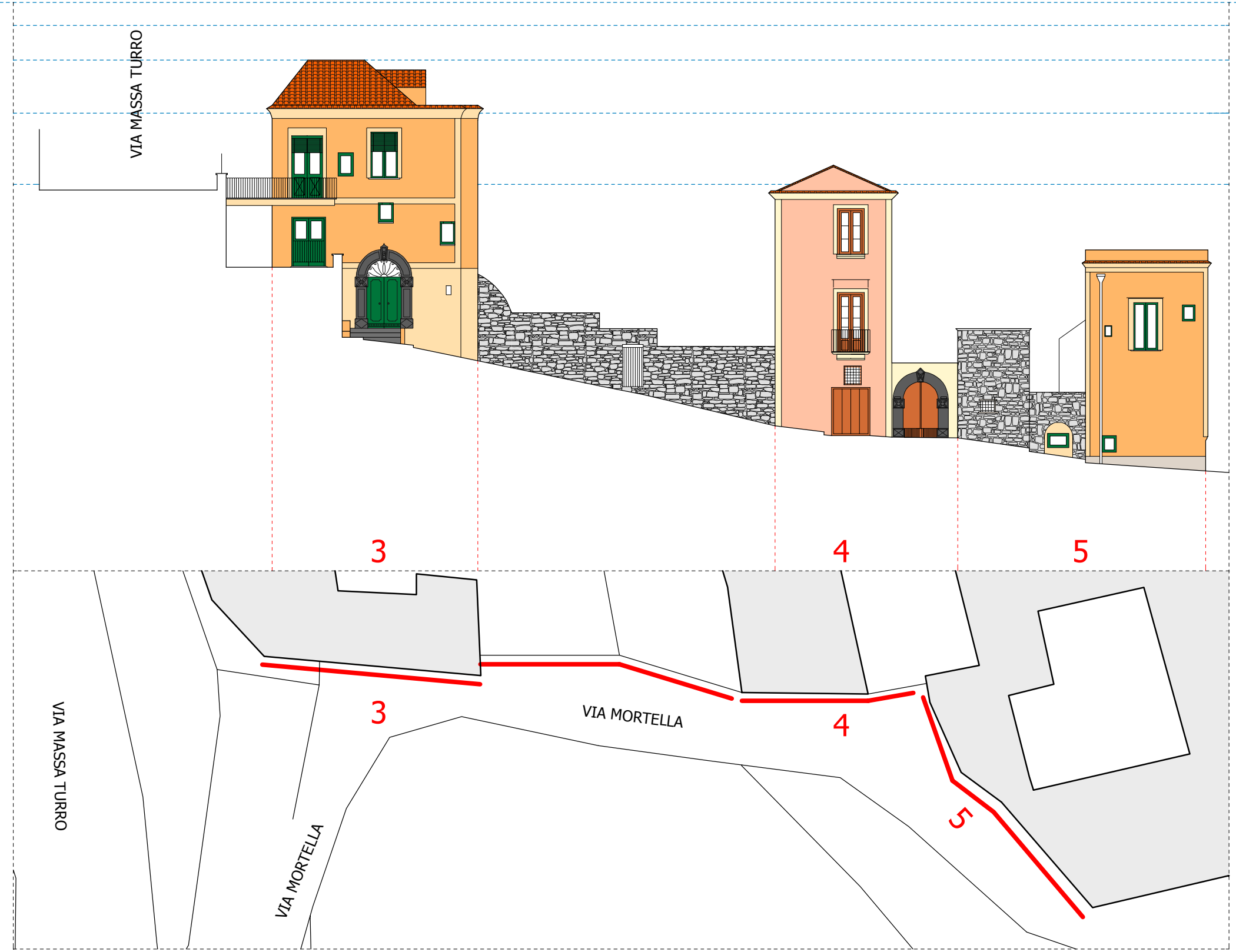
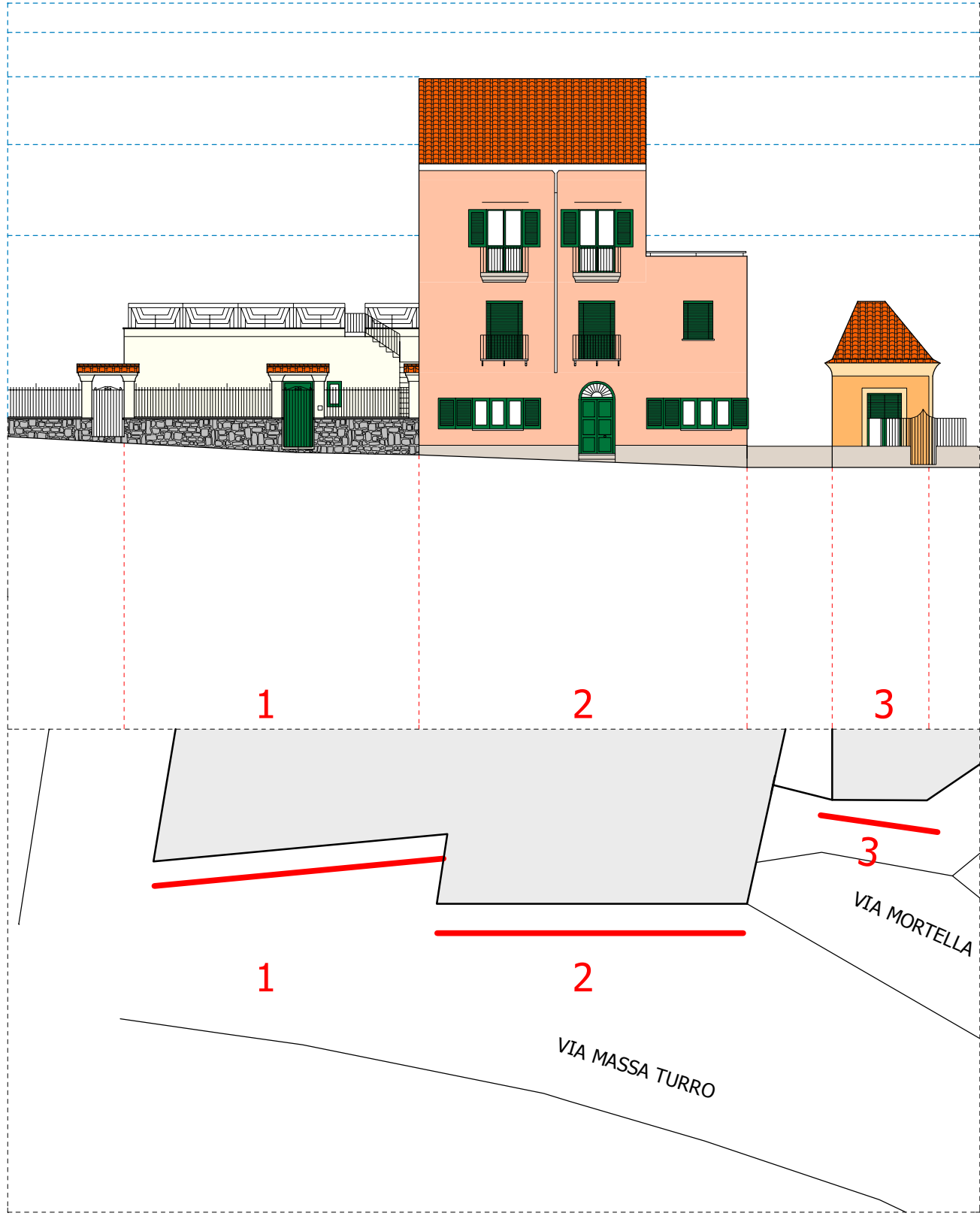


TABELLE
CROMATICHE

EDIFICIO 1

- 40-FONDO
- 56-ZOCCOLO
- 40-CORNICIONE
- 43-INFISSI
- 43-OPERE IN FERRO

EDIFICIO 2

- 05-FONDO
- 37-BASAMENTO
- 37-BALCONI
- 43-INFISSI
- 43-OPERE IN FERRO

EDIFICIO 3

- 19-FONDO
- 27-RILIEVI ARCHITETTONICI
- 27-BASAMENTO
- 43-INFISSI
- 51-PORTALE
- 43-OPERE IN FERRO
- 54-SCALE

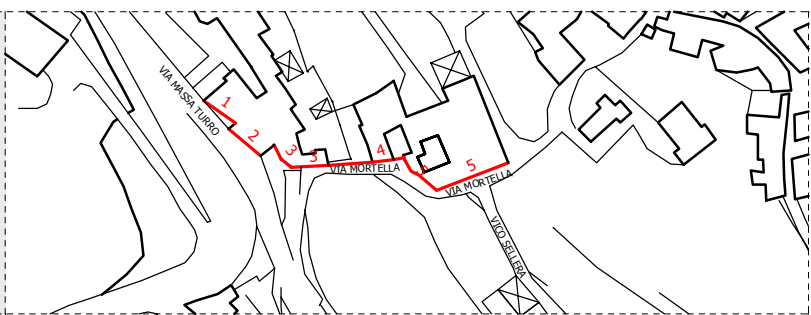
EDIFICIO 4

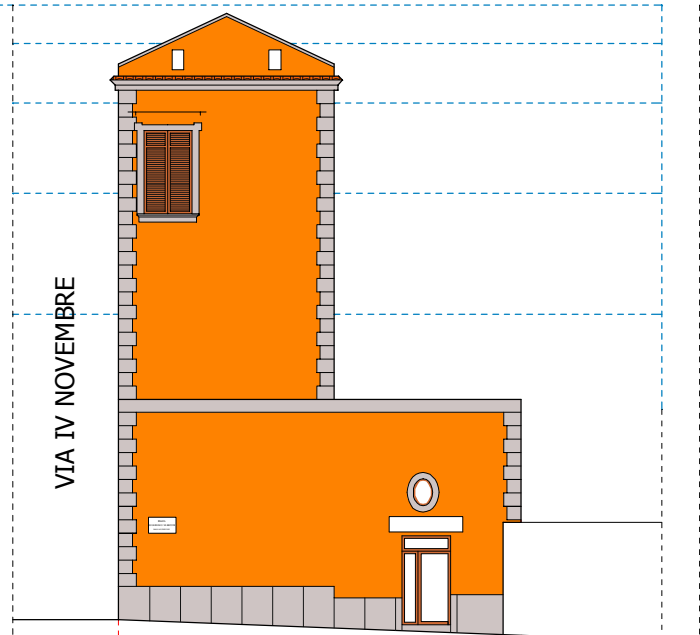
- 05-FONDO
- 05-FONDO
- 39-CORNICI
- 39-LESENE
- 39-CORNICIONI
- 44-INFISSI
- 51-PORTALE
- 45-OPERE IN FERRO

EDIFICIO 5

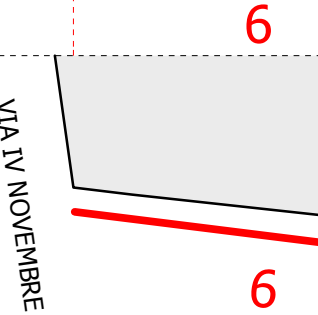
- 16-FONDO
- 57-FONDO
- 37-BASAMENTO
- 27-CORNICI
- 27-LESENE
- 27-CORNICIONE
- 43-INFISSI - OP. FERRO
- 51-PORTALE

PLANIMETRIA
SCALA 1:2000





VIA IV NOVEMBRE

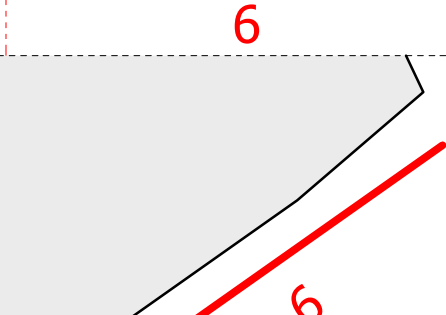


VIA IV NOVEMBRE

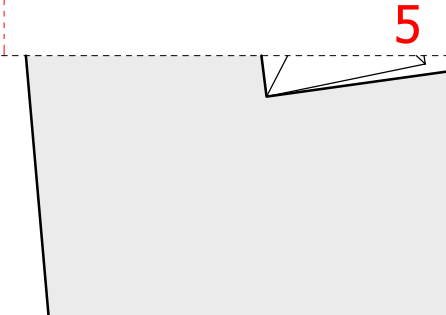
PIAZZA G. MARCONI




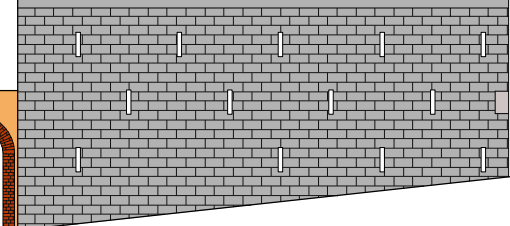
VIA IV NOVEMBRE



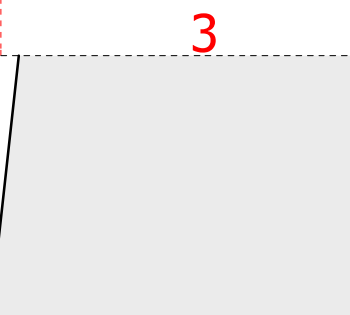
VIA IV NOVEMBRE



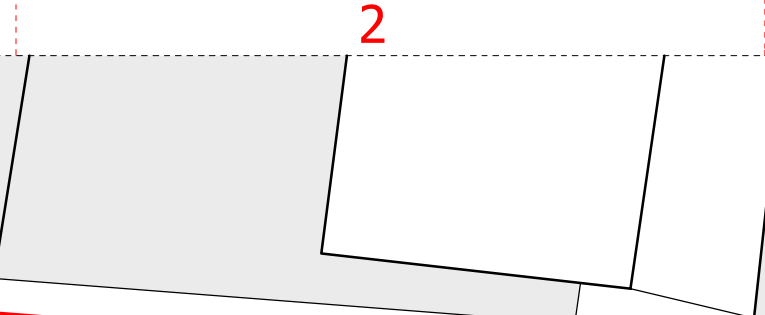
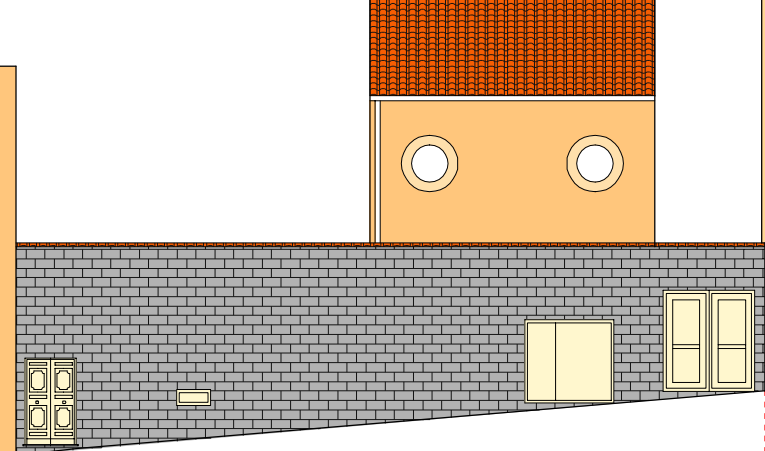
VIA IV NOVEMBRE



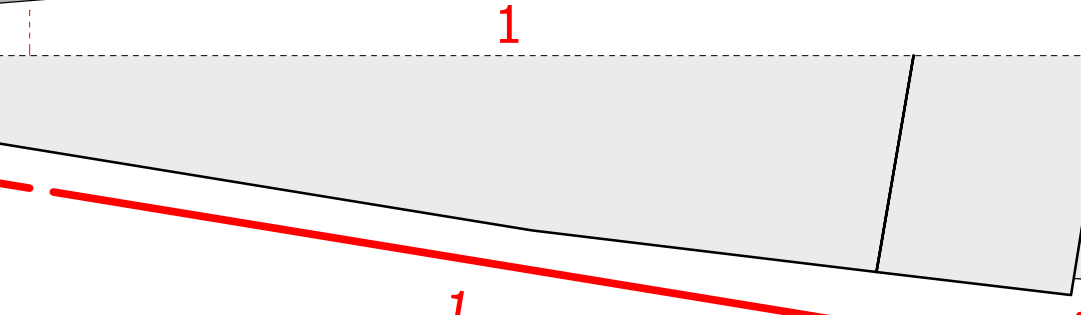
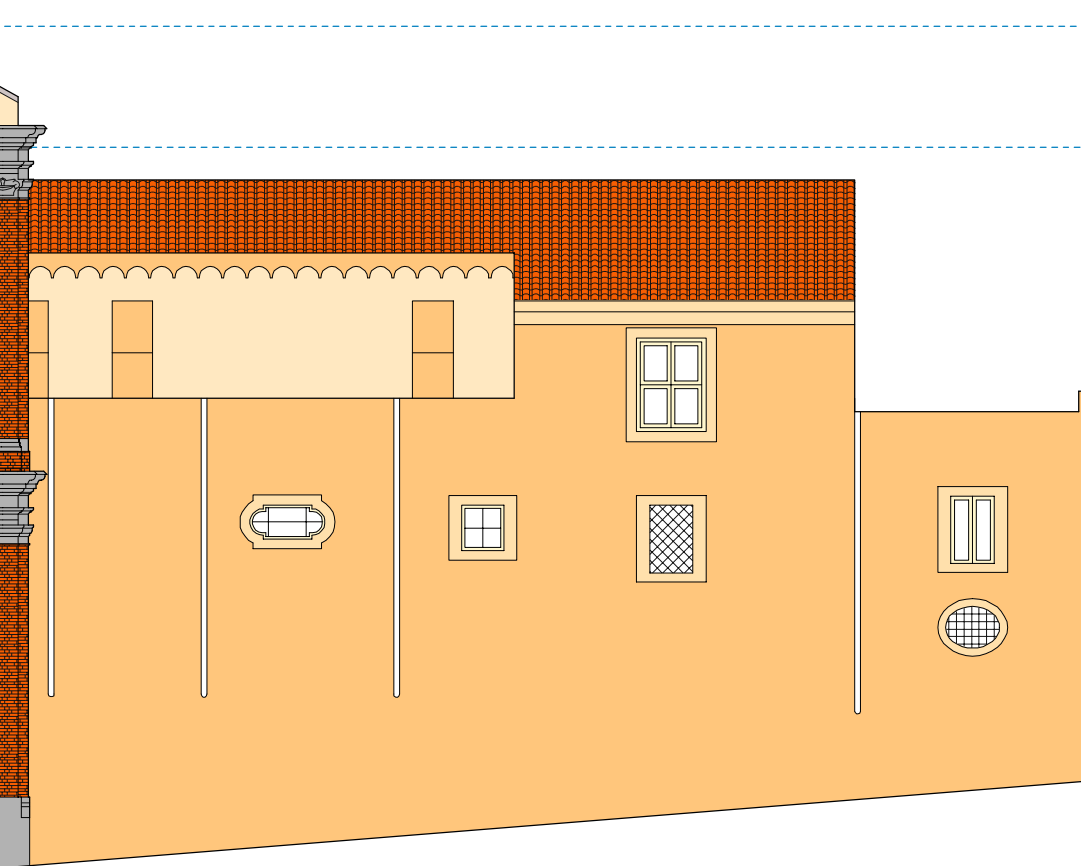
VIA S.TERESA



VIA S.TERESA



VIA S.TERESA



VIA PALMA

VIA PALMA

TABELLE
CROMATICHE

50	27	45
28		
	11	

EDIFICIO 1
11-FONDO
28-FONDO
50-ZOCCOLO
27-CORNICI CORNICE
53-LESENE
50-MARCAPIANI
45-INFISSI
45-OPERE IN FERRO

27	11	45
50		

EDIFICIO 2
50-FONDO
11-FONDO
27-CORNICI
45-INFISSI

18	44
	45
37	54

EDIFICIO 3
18-FONDO
37-BASAMENTO
44-INFISSI
45-OPERE IN FERRO

06	28	
		45
		44
37	50	54

EDIFICIO 4
06-FONDO
37-BASAMENTO
28-CORNICE
28-BALCONI MENSOLE
44-INFISSI SERRANDE
50-PORTALE
45-OPERE IN FERRO
54-SCALE

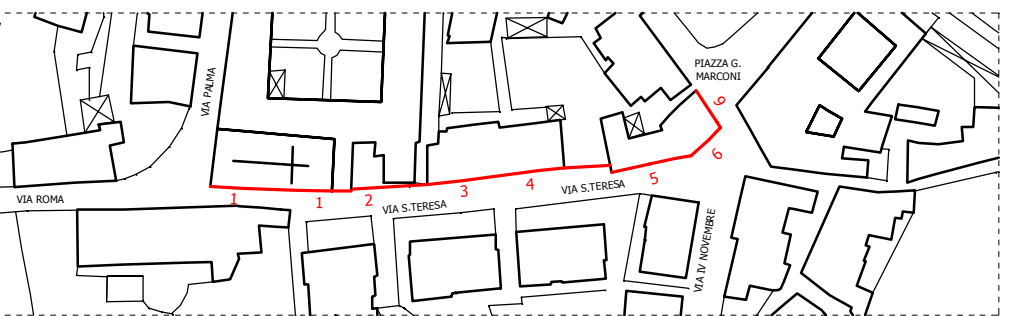
10	49	15
44		
38	51	

EDIFICIO 5
15-FONDO
10-RILIEVI ARCHITETTONICI
38-BASAMENTO
44-INFISSI
51-PORTALE
45-OPERE IN FERRO
49-ARDESIA

38	12
44	
	51

EDIFICIO 6
12-FONDO
38-RILIEVI ARCHITETTONICI
38-BASAMENTO
44-INFISSI
51-PORTALE
45-OPERE IN FERRO
51-ALTRO

PLANIMETRIA
SCALA 1:2000



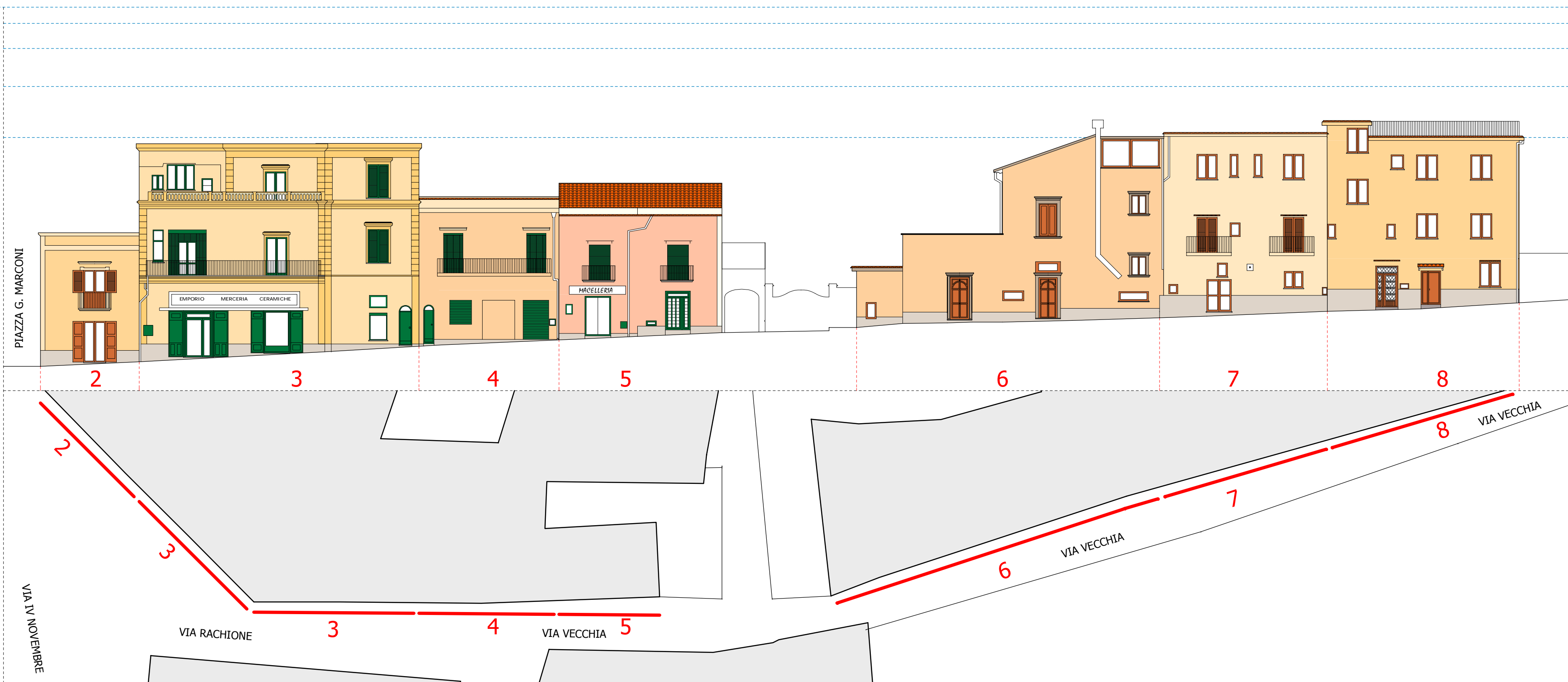



TABELLE
CROMATICHE

EDIFICIO 1

- 02-FONDO
- 51-RILIEVI ARCHITETTONICI
- 36-BASAMENTO
- 51-PORTALE
- 44-INFISSI
- 44-OPERE IN FERRO
- 54-ALTRO

EDIFICIO 2

- 18-FONDO
- 28-RILIEVI ARCHITETTONICI
- 37-ZOCCOLO
- 28-MENSOLE
- 44-INFISSI
- 44-OPERE IN FERRO
- 49-ARDESIA

EDIFICIO 3

- 27-FONDO
- 24-RILIEVI ARCHITETTONICI
- 37-BASAMENTO
- 43-INFISSI
- 43-OPERE IN FERRO
- 49-ARDESIA

EDIFICIO 4

- 17-FONDO
- 28-CORNICIONE
- 37-BASAMENTO
- 43-INFISSI SERRANDE
- 43-OPERE IN FERRO

EDIFICIO 5

- 05-FONDO
- 40-CORNICIONE
- 40-LESENE
- 37-BASAMENTO
- 43-INFISSI SERRANDE
- 43-OPERE IN FERRO

EDIFICIO 6

- 17-FONDO
- 35-CORNICI
- 35-CORNICIONE
- 37-BASAMENTO
- 44-INFISSI

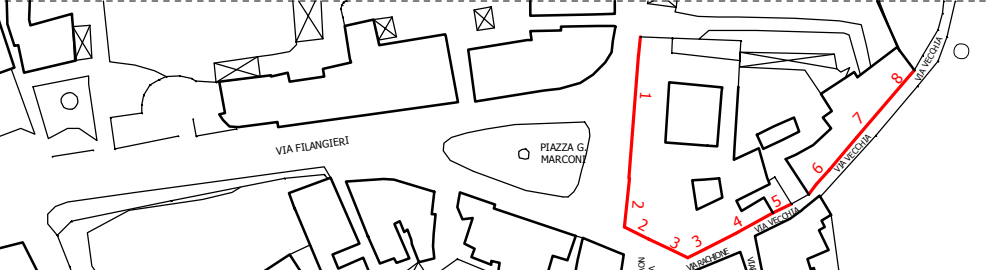
EDIFICIO 7

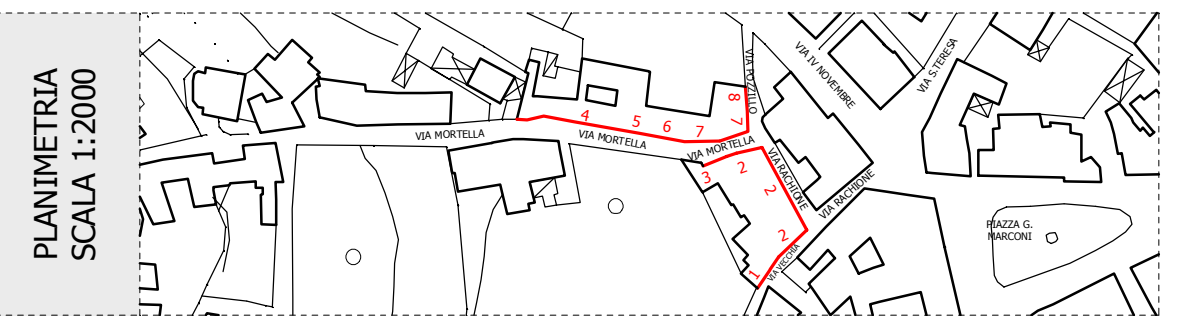
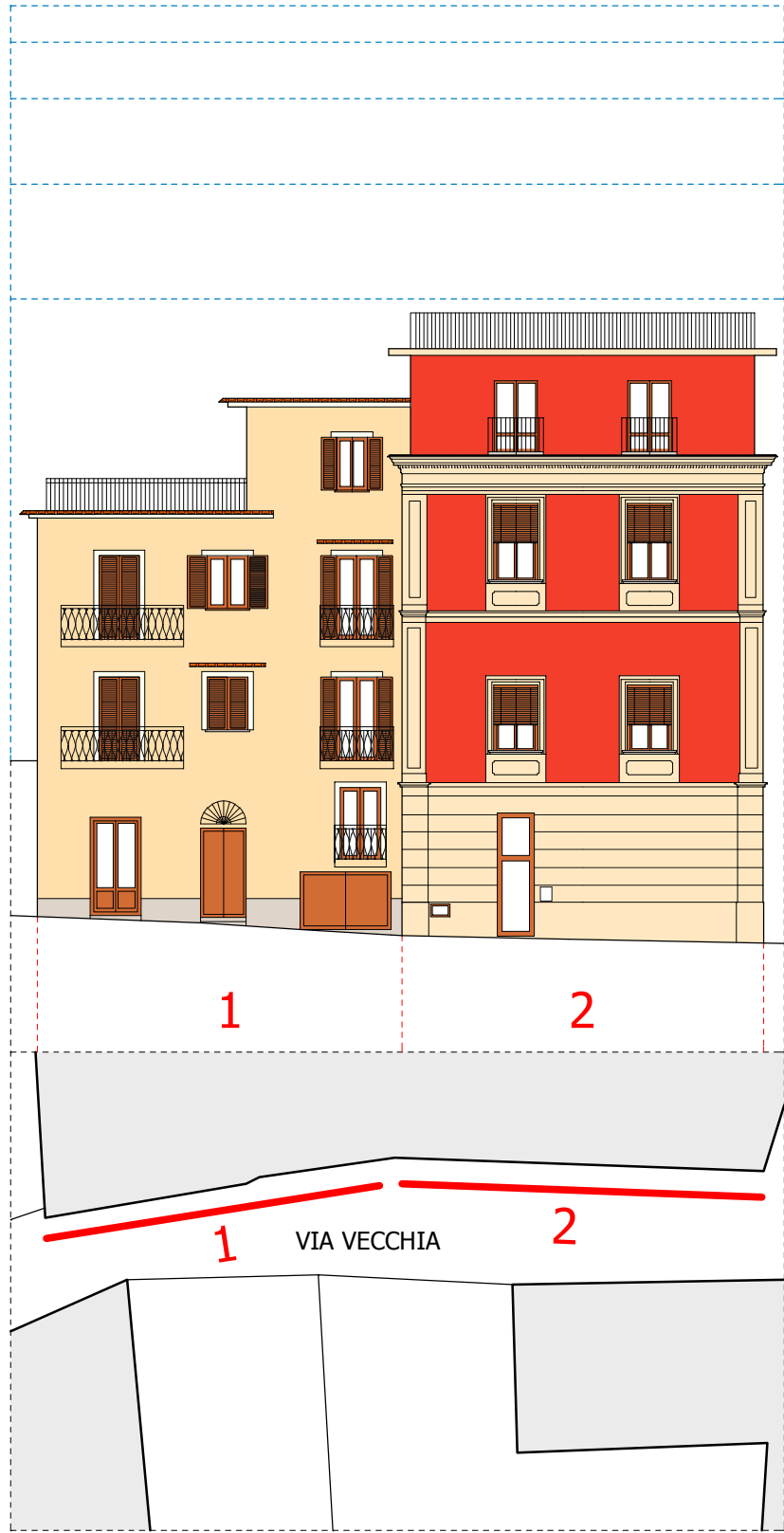
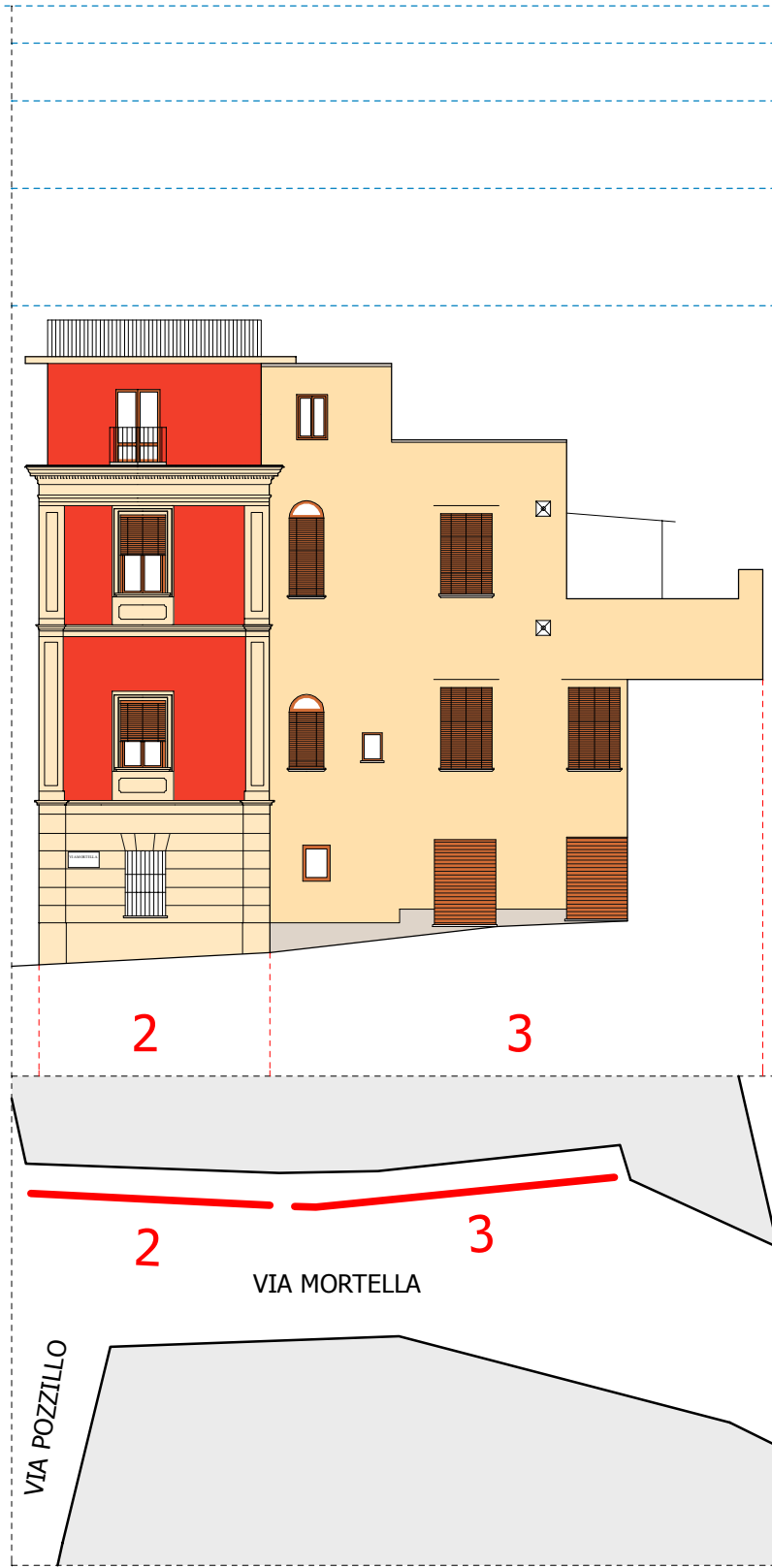
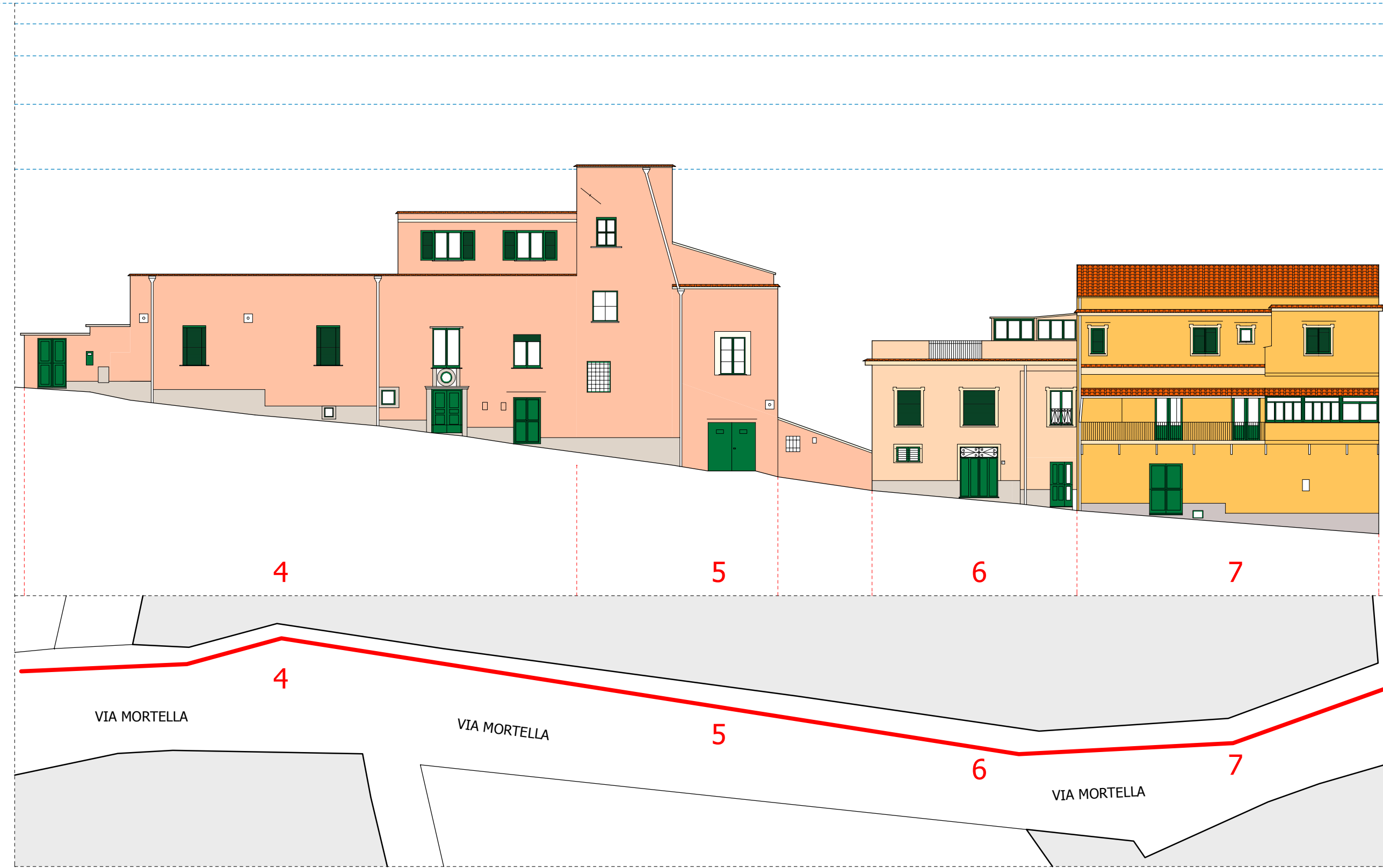
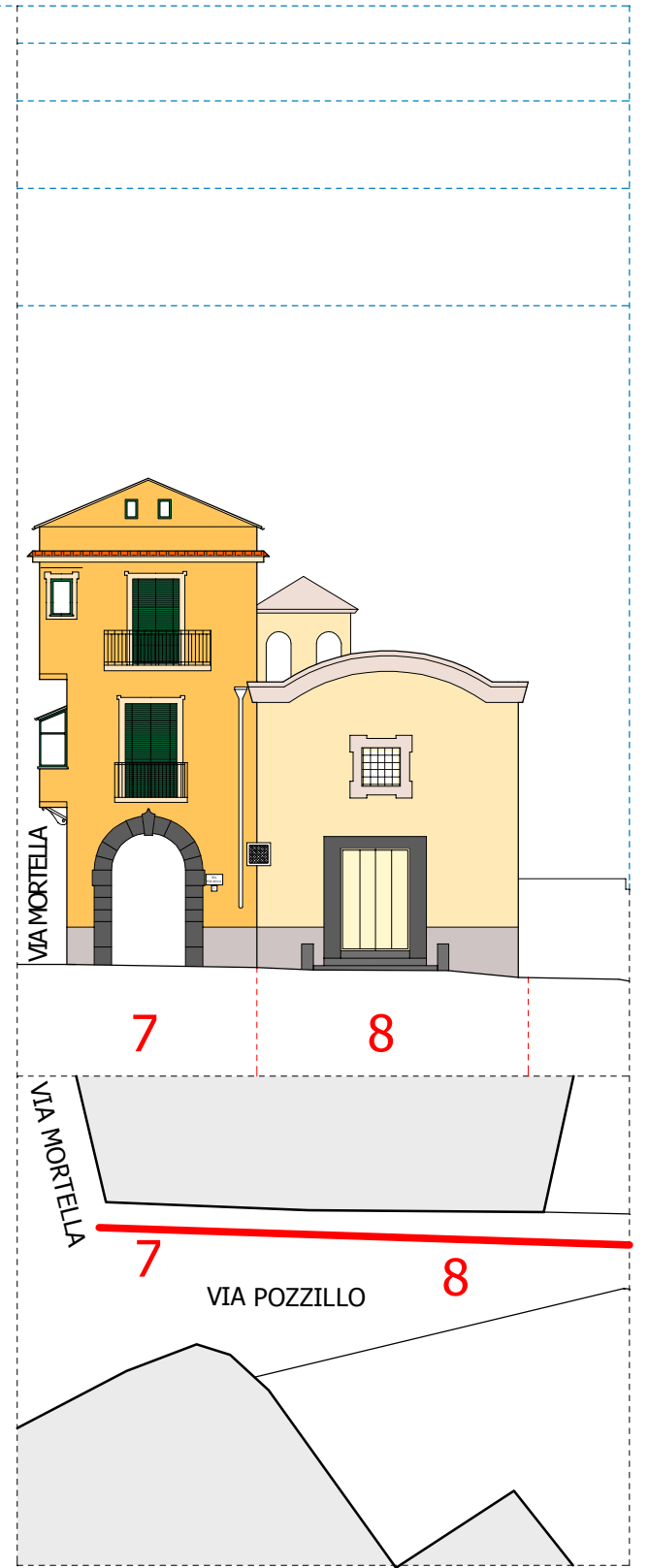
- 28-FONDO
- 28-BASAMENTO
- 44-INFISSI
- 45-OPERE IN FERRO

EDIFICIO 8

- 18-FONDO
- 37-BASAMENTO
- 44-INFISSI
- 45-OPERE IN FERRO

PLANIMETRIA
SCALA 1:2000





PLANIMETRIA
SCALA 1:2000

EDIFICIO 8

32	34
38	45
51	51
38	54

EDIFICIO 7

23	44
28	44
37	51
37	51

EDIFICIO 6

19	43
28	43
37	43
37	43

EDIFICIO 5

05	40
40	43
37	43
37	43

EDIFICIO 4

05	40
40	43
37	43
37	43

EDIFICIO 3

27	44
37	44
37	44
37	44

EDIFICIO 2

01	28
49	28
45	44
54	44

EDIFICIO 1

45	44
27	44
40	37
40	37

TABELLE
CROMATICHE

- 27-FONDO
- 37-BASAMENTO
- 40-CORNICI
- 40-CORNICIONE
- 27-BALCONI E MENSOLE
- 44-INFISSI
- 45-OPERE IN FERRO

- 01-FONDO
- 28-BASAMENTO
- 28-RILIEVI ARCHITETTONICI
- 54-BALCONI E MENSOLE
- 44-INFISSI
- 54-PORTALE
- 45-OPERE IN FERRO
- 49-ARDESIA

- 27-FONDO
- 37-BASAMENTO
- 44-INFISSI
- 44-SERRANDE

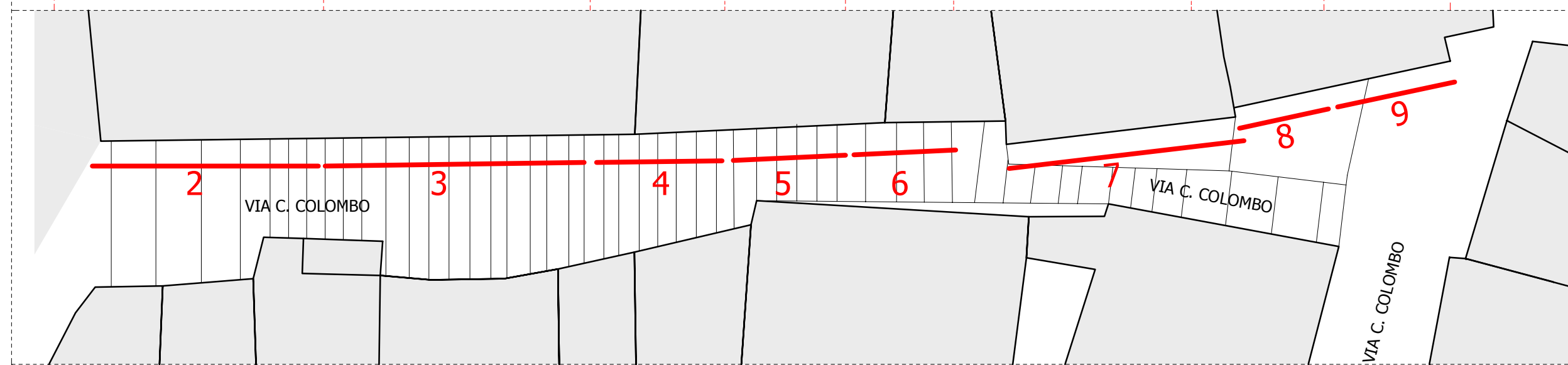
- 05-FONDO
- 37-BASAMENTO
- 40-CORNICIONE
- 43-INFISSI
- 37-PORTALE
- 43-OPERE IN FERRO

- 05-FONDO
- 37-BASAMENTO
- 40-CORNICIONE
- 43-INFISSI
- 43-OPERE IN FERRO

- 19-FONDO
- 37-BASAMENTO
- 28-CORNICI
- 28-CORNICIONE
- 43-INFISSI
- 43-OPERE IN FERRO

- 23-FONDO
- 38-BASAMENTO
- 28-RILIEVI ARCHITETTONICI
- 28-BALCONI E MENSOLE
- 43-INFISSI
- 51-PORTALE
- 43-OPERE IN FERRO

- 32-FONDO
- 38-BASAMENTO
- 34-CORNICI
- 34-CORNICIONE
- 45-INFISSI
- 51-PORTALE
- 45-OP. FERRO
- 54-SCALE



PLANIMETRIA
SCALA 1:2000

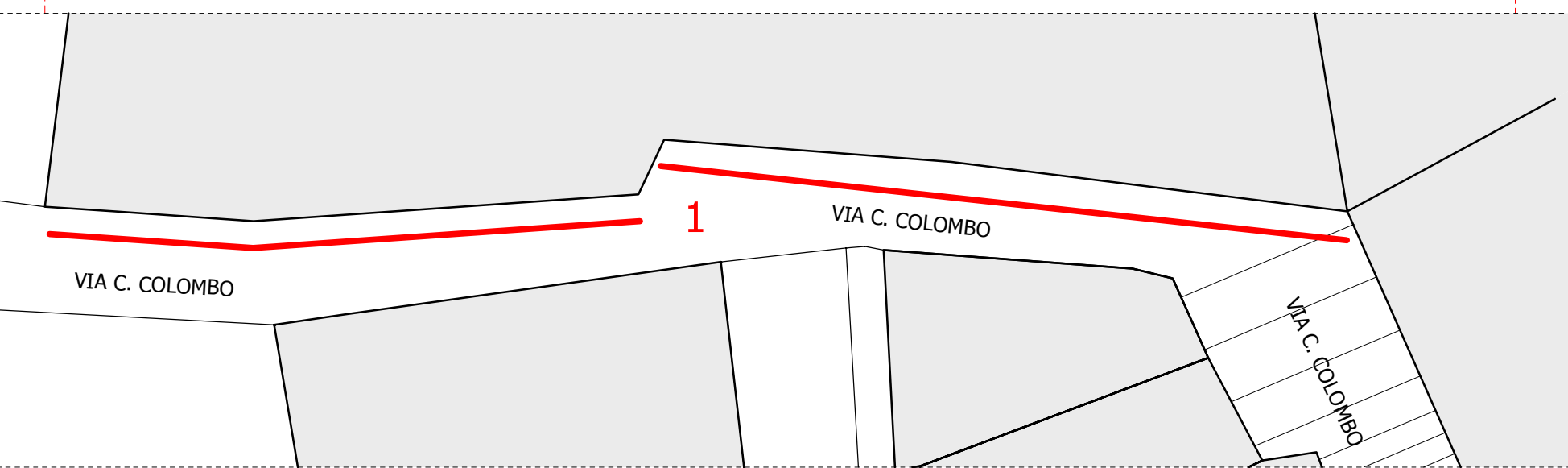
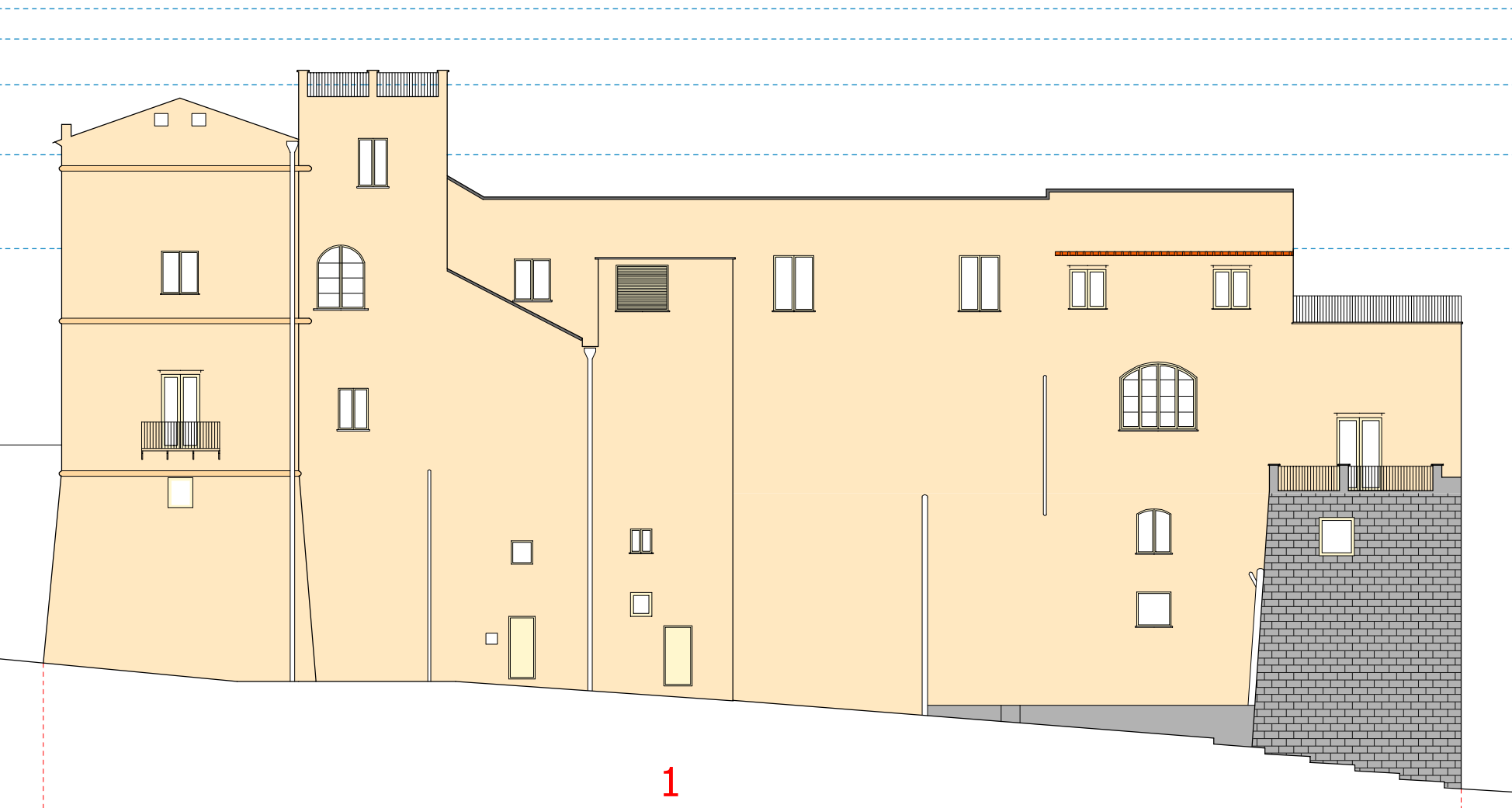
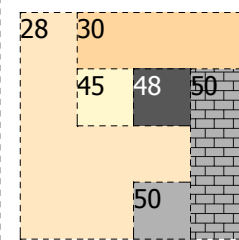
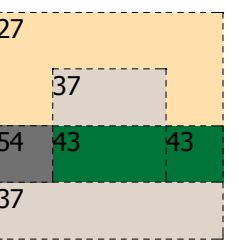


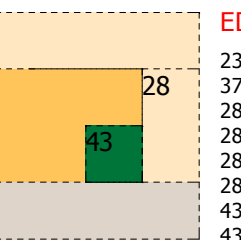
TABELLE
CROMATICHE



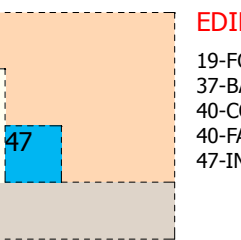
EDIFICIO 1
28-FONDO
50-BASAMENTO
30-MARCAPIANI
45-INFISSI
48-OP. FERRO



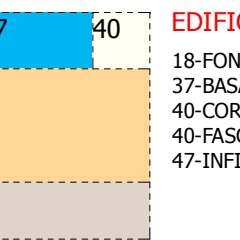
EDIFICIO 2
27-FONDO
37-BASAMENTO
37-BALC. MENS.
43-INFISSI
54-PORTALE
43-OP. FERRO



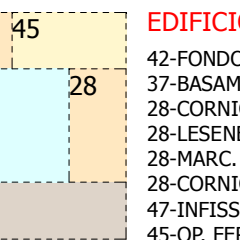
EDIFICIO 3
23-FONDO
37-BASAMENTO
28-CORNICI
28-LESENE
28-MARCAPIANI
28-CORNICIONE
43-INFISSI
43-OP. FERRO



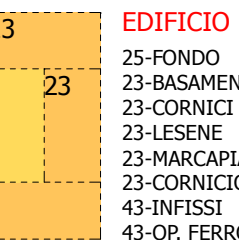
EDIFICIO 4
19-FONDO
37-BASAMENTO
40-CORNICI
40-FASCE MARC.
47-INFISSI



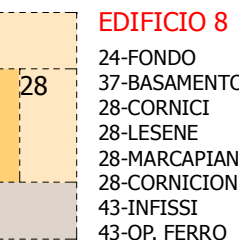
EDIFICIO 5
18-FONDO
37-BASAMENTO
40-CORNICI
40-FASCE MARC.
47-INFISSI



EDIFICIO 6
42-FONDO
37-BASAMENTO
28-CORNICI
28-LESENE
28-MARC. FASCE
28-CORNICIONE
47-INFISSI
45-OP. FERRO



EDIFICIO 7
25-FONDO
23-BASAMENTO
23-CORNICI
23-LESENE
23-MARCAPIANI
23-CORNICIONE
43-INFISSI
43-OP. FERRO



EDIFICIO 8
24-FONDO
37-BASAMENTO
28-CORNICI
28-LESENE
28-MARCAPIANI
28-CORNICIONE
43-INFISSI
43-OP. FERRO



EDIFICIO 9
19-FONDO
37-BASAMENTO
40-CORNICI
40-LESENE
40-MARCAPIANI
40-CORNICIONE
47-INFISSI
45-OP. FERRO

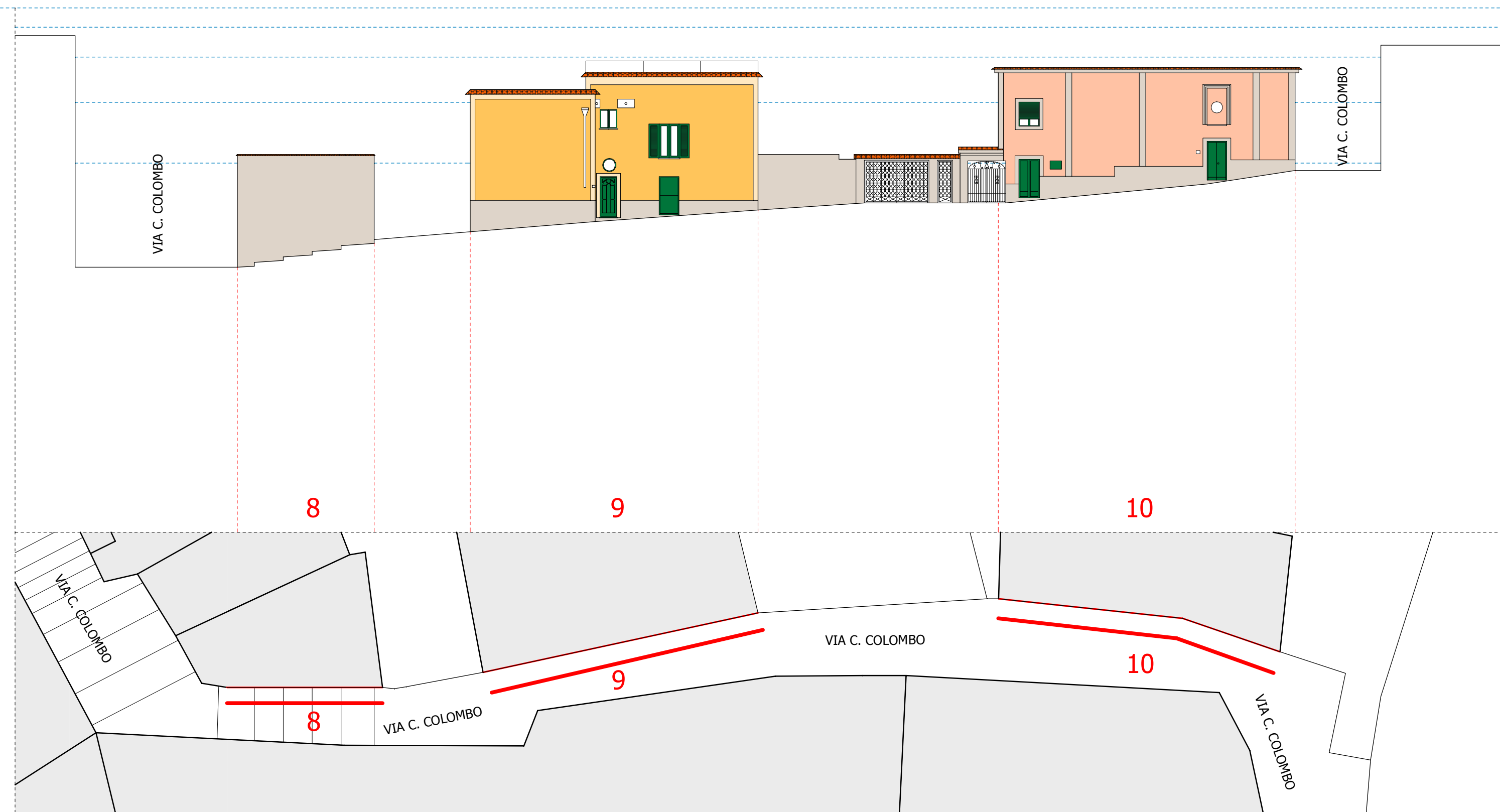
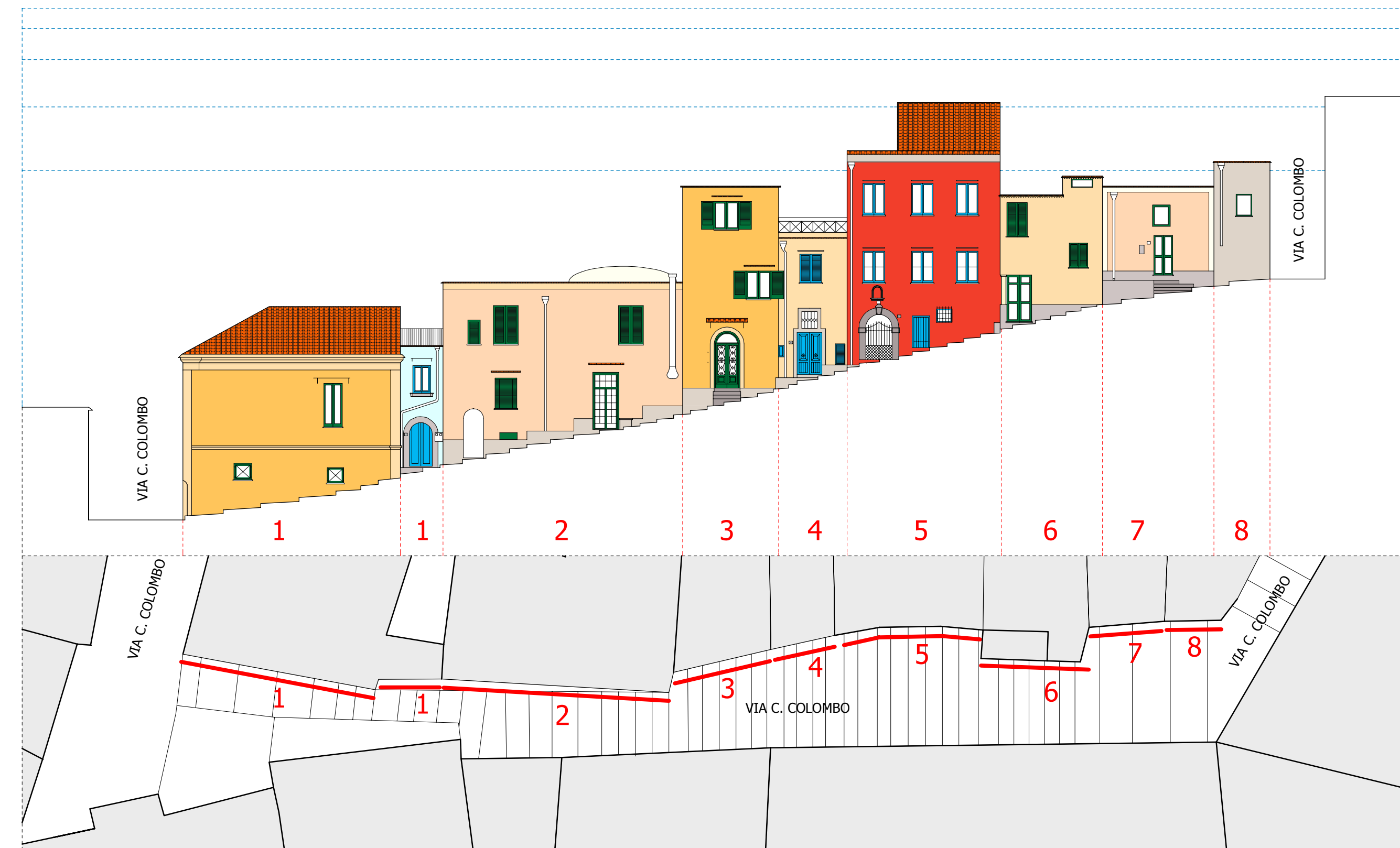
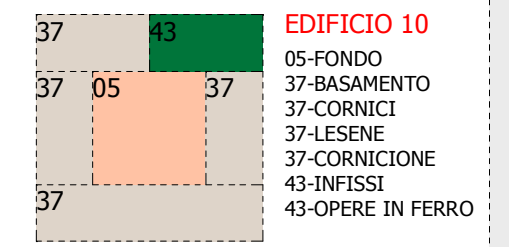
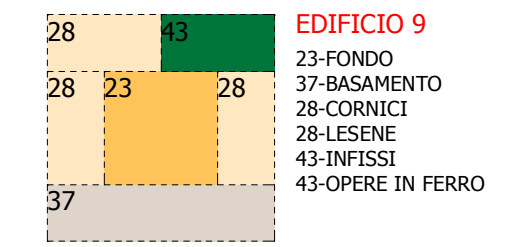
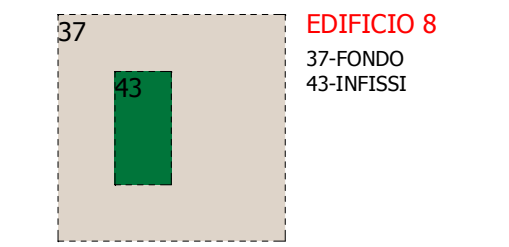
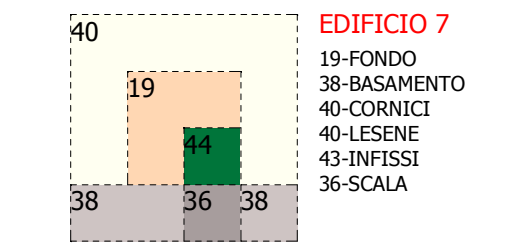
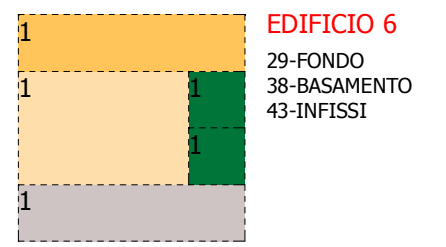
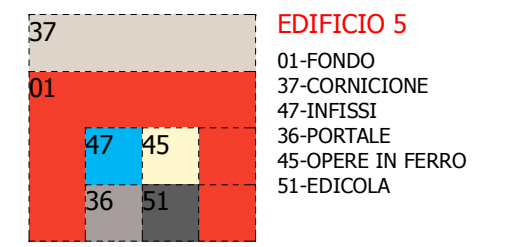
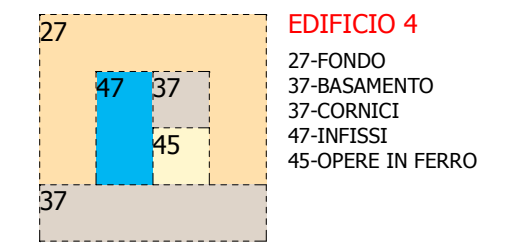
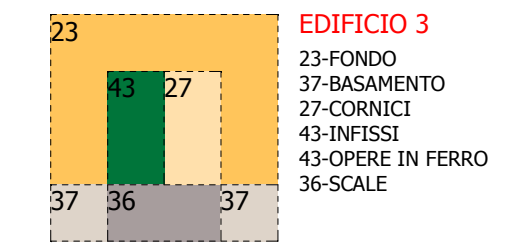
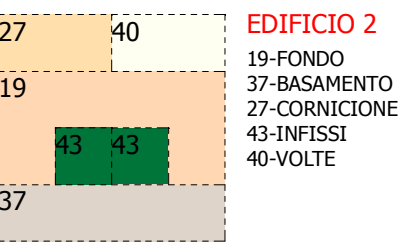
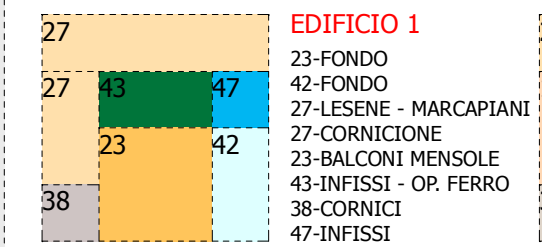


TABELLE
CROMATICHE



PLANIMETRIA
SCALA 1:2000

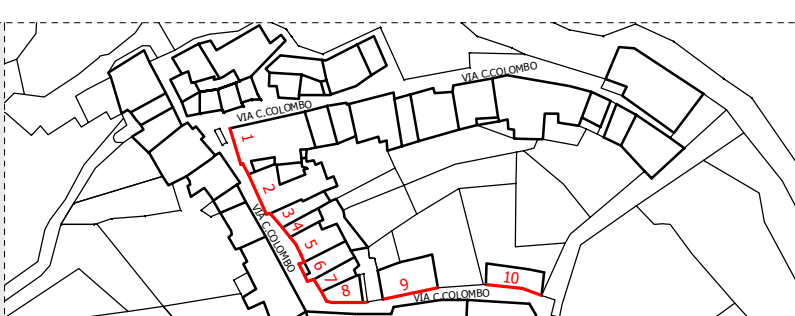




TABELLE
CROMATICHE

28	43	49	EDIFICIO 1 06-FONDO 37-BASAMENTO 28-RIL. ARCH. 54-MENSOLE 43-INF. SERR. 43-OP. FERRO 49-ARDESIA 54-SCALE
28	06	28	
37	54	37	

28	43	36	01	EDIFICIO 2 11-FONDO 1 28-FONDO 2 01-FONDO 3 28-CORNICI 28-LESENE 28-MARCAPIANI 36-BALCONI 43-INFIS. FERRI
28	11	28		

10	47	45	EDIFICIO 3 39-FONDO 1 42-FONDO 2 10-FONDO 3 11-FONDO 4 37-BASAMENTO 28-RILIEVI ARCH. 47-INFISSI 45-OP. FERRO
39	28	11	
37			

43	43	EDIFICIO 4 39-FONDO 1 05-FONDO2 27-FONDO 3 37-BASAMENTO 43-INFISSI 43-OP. FERRO
05	27	
39		
37		

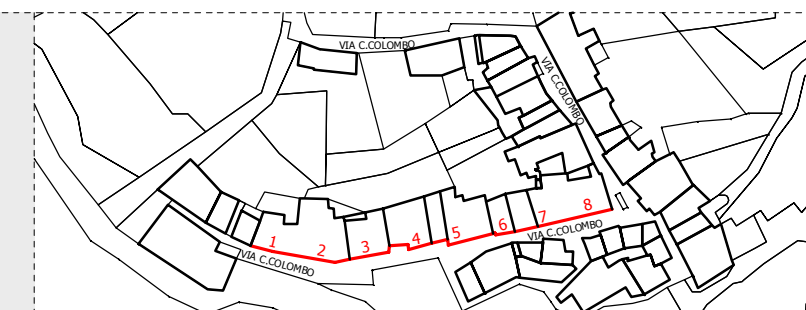
28	40	27	EDIFICIO 5 06-FONDO 1 27-FONDO2 37-BASAMENTO 28-CORNICIONE 28-BALCONI 45-INFISSI 45-OP. FERRO 40-VOLTE
37	06	1	
45	19	36	
37		54	

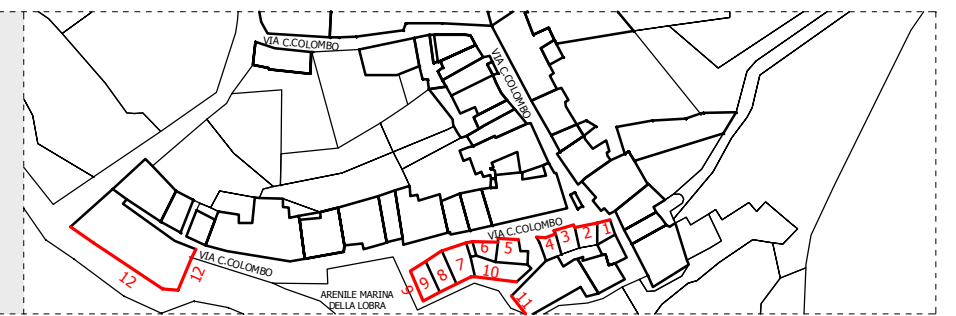
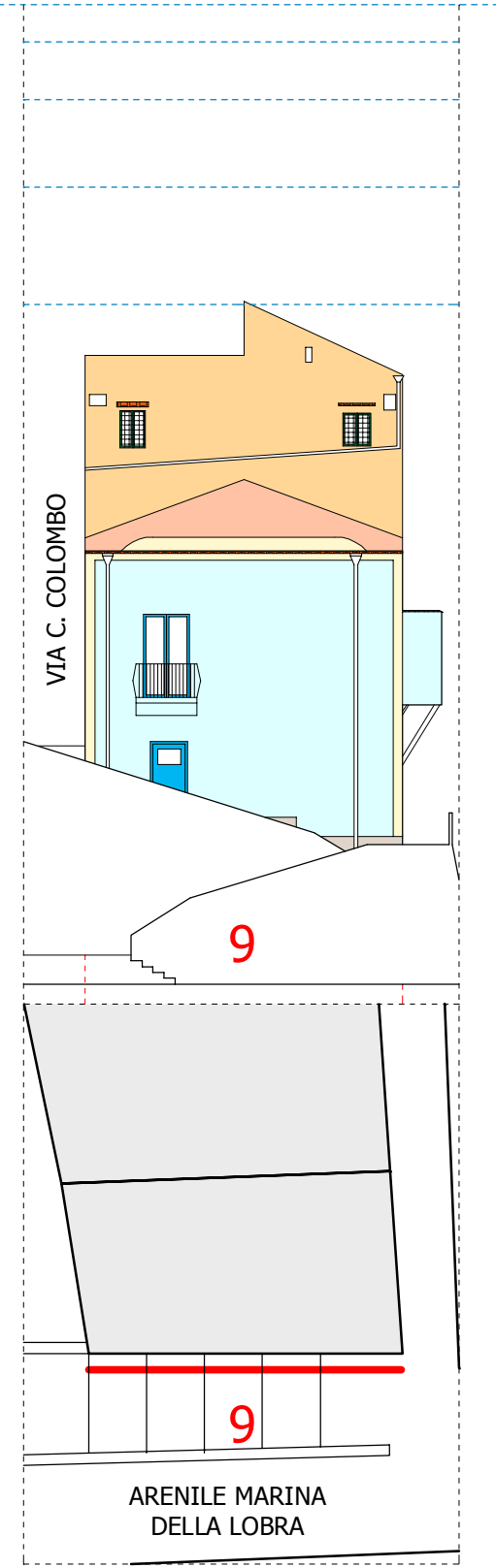
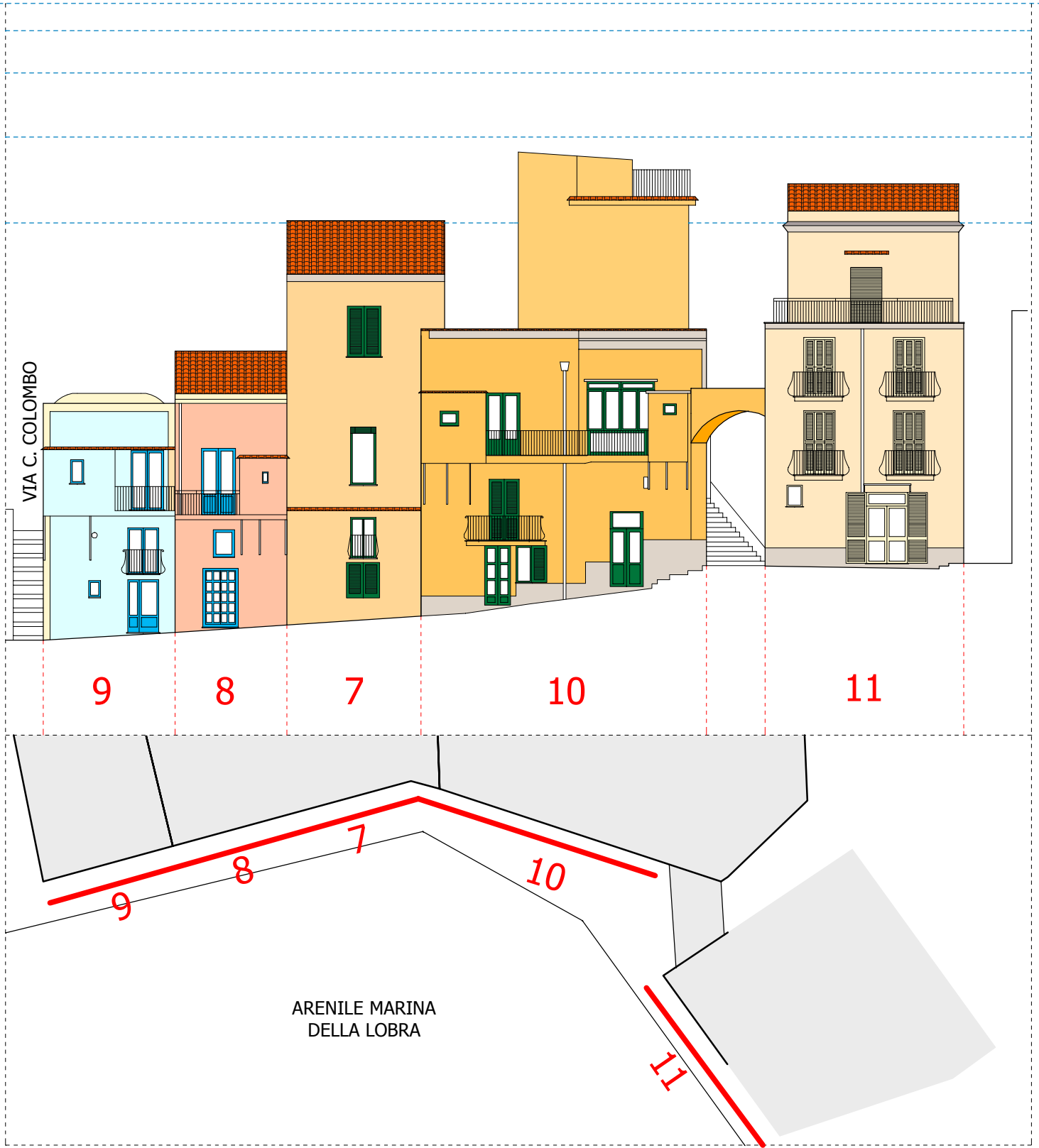
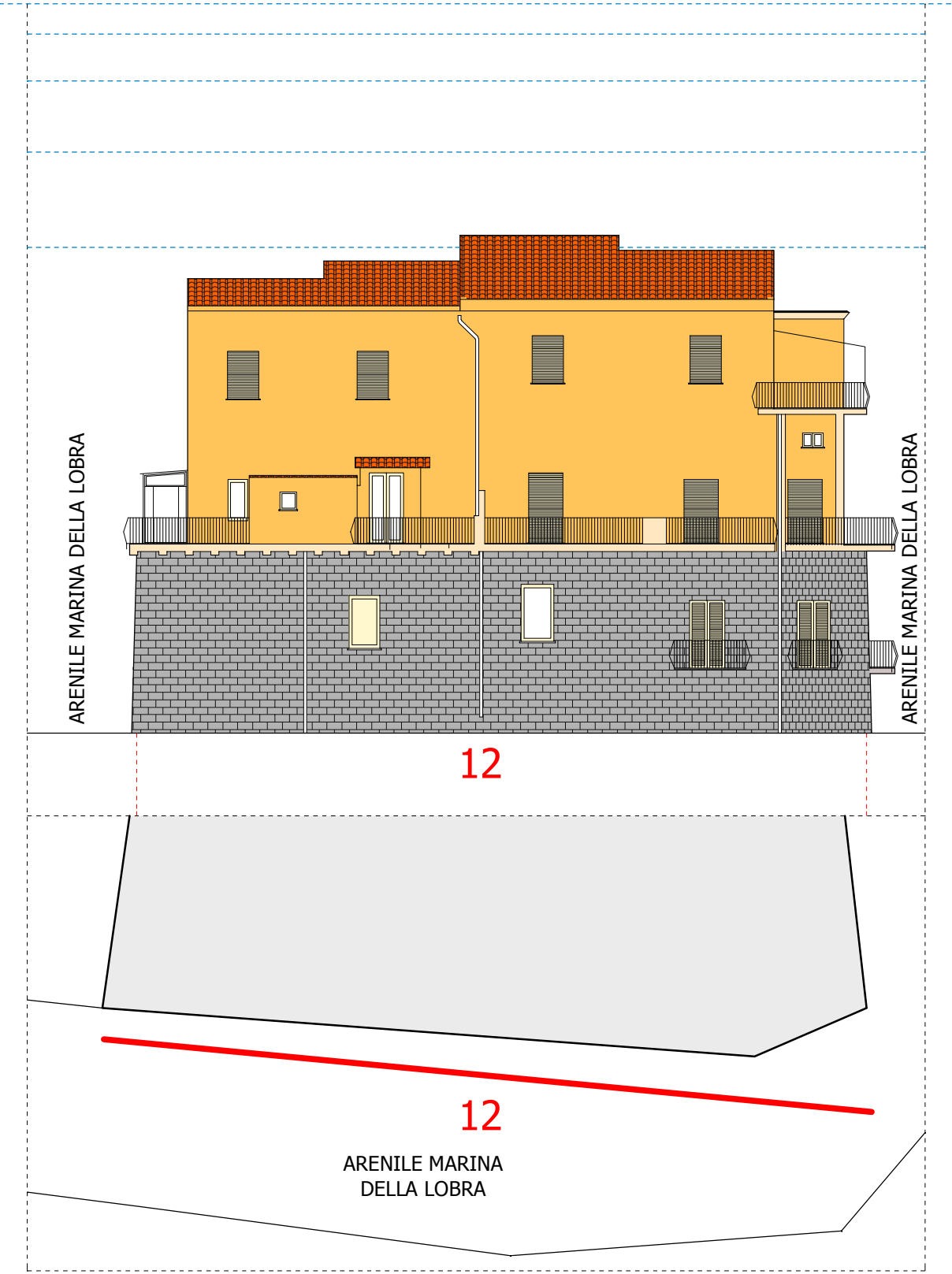
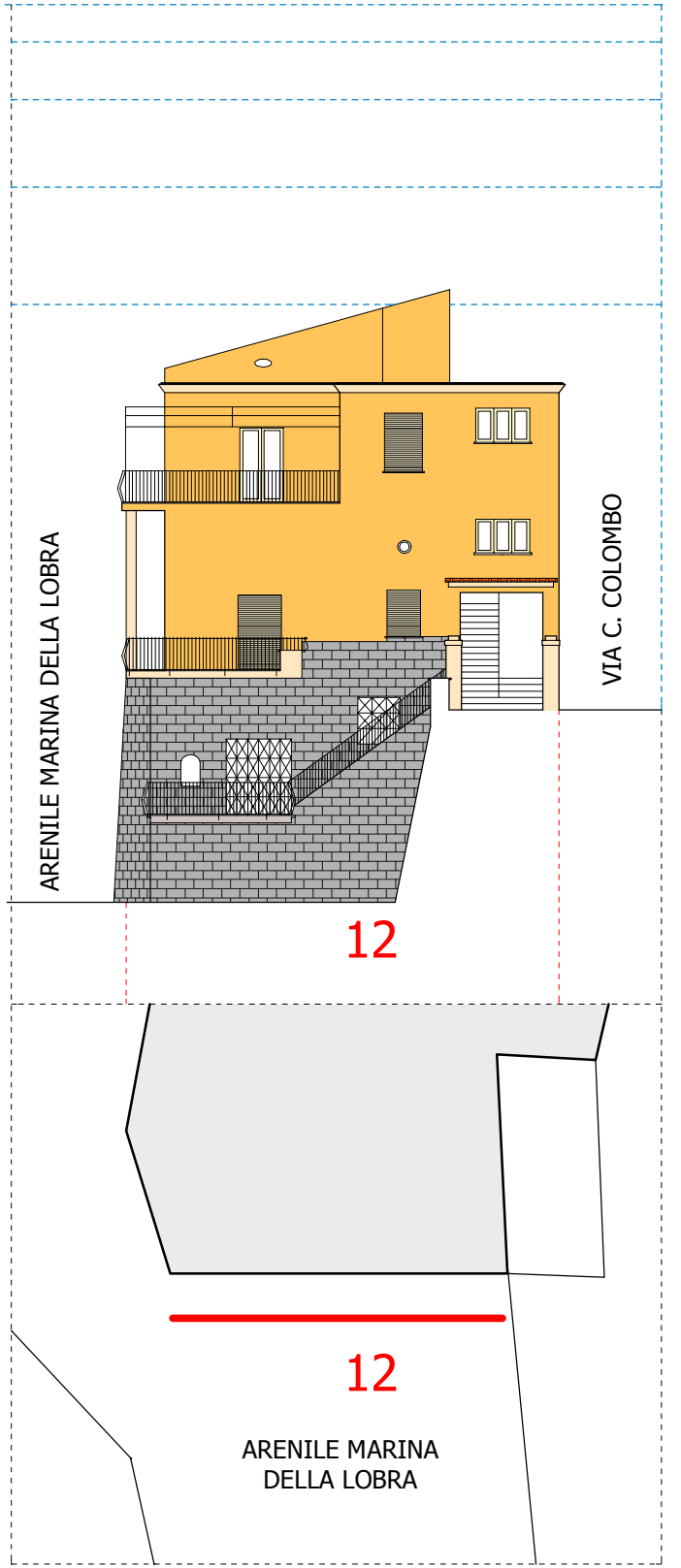
28	EDIFICIO 6 28-FONDO 1 19-FONDO 2 37-BASAMENTO 36-CORNICI 19-RILIEVI ARCH. 45-INFISSI 45-OP. FERRO 54-SCALE
45	
37	

06	40	EDIFICIO 7 06-FONDO 1 19-FONDO 2 06-LESENE FASCE 19-BALCONI 43 INFISSI 40-VOLTE 50-ARC. TUFO
19	43	
50	54	
	06	

27	EDIFICIO 8 23-FONDO 42-FONDO 27-LES. - MARC. 27-CORNICIONE 23-BALCONI 43-INFISSI - 38-CORNICI 43-OP. FERRO
27	
23	
38	

PLANIMETRIA
SCALA 1:2000





PLANIMETRIA
SCALA 1:2000

EDIFICIO 12
23-FONDO
50-BASAMENTO
28-CORNICIONE
28-BALCONI
45-INFISSI
45-OP. FERRO
49-ARDESIA

EDIFICIO 11
28-FONDO
37-BASAMENTO
37-MARCAPIANI
37-CORNICIONE
28-BALCONI
45-INFISSI
48-OP. FERRO

EDIFICIO 10
23-FONDO
37-BASAMENTO
37-CORNICIONE
37-BALCONI
43-INFISSI
43-OP. FERRO

EDIFICIO 9
42-FONDO
37-BASAMENTO
39-LESENE
42-BALCONI
47-INFISSI
45-OP. FERRO
40-VOLTE

EDIFICIO 8
05-FONDO
37-BASAMENTO
39-CORNICI
39-CORNICIONE
05-BALCONI
47-INFISSI
43-OP. FERRO

EDIFICIO 7
18-FONDO
37-BASAMENTO
37-CORNICI
37-CORNICIONE
37-BALCONI
43-INFISSI
43-OP. FERRO
54-SCALE

EDIFICIO 6
23-FONDO
37-BASAMENTO
43-INFISSI
37-SCALE
43-OP. FERRO

EDIFICIO 5
24-FONDO
37-BASAMENTO
28-CORNICIONE
43-INFISSI
43-OP. FERRO
36-SCALE

EDIFICIO 4
39-FONDO
37-BASAMENTO
45-INFISSI
45-OP. FERRO

EDIFICIO 3
42-FONDO
37-BASAMENTO
45-INFISSI
40-VOLTE

EDIFICIO 2
11-FONDO
57-ZOCCOLO
28-CORNICIONE
45-INFISSI

EDIFICIO 1
23-FONDO
28-BALCONI
45-INFISSI
45-OP. FERRO

TABELLE CROMATICHE

28	28
23	11
40	45
23	57
45	37




TABELLE CROMATICHE	EDIFICIO 1	EDIFICIO 2	EDIFICIO 3	EDIFICIO 4	EDIFICIO 5	EDIFICIO 6	PLANIMETRIA SCALA 1:2000					
	<ul style="list-style-type: none"> 06-FONDO 29-RILIEVI ARCHITETTONICI 37-BASAMENTO 55-PORTALE 43-INFISSI 37-VOLTA 54-SCALE 		<ul style="list-style-type: none"> 28-FONDO 37-MENSOLE 37-BASAMENTO 43-INFISSI 		<ul style="list-style-type: none"> 32-FONDO 37-RILIEVI ARCHITETTONICI 37-BASAMENTO 43-INFISSI 43-SERRANDE 43-OPERE IN FERRO 		<ul style="list-style-type: none"> 25-FONDO 37-BASAMENTO 43-INFISSI 51-PORTALE 43-OPERE IN FERRO 		<ul style="list-style-type: none"> 10-FONDO 37-RILIEVI ARCHITETTONICI 37-BASAMENTO 43-INFISSI 51-PORTALE 43-OPERE IN FERRO 		<ul style="list-style-type: none"> 30-FONDO 37-CORNICIONE 37-BASAMENTO 43-INFISSI 43-SERRANDE 43-OPERE IN FERRO 	

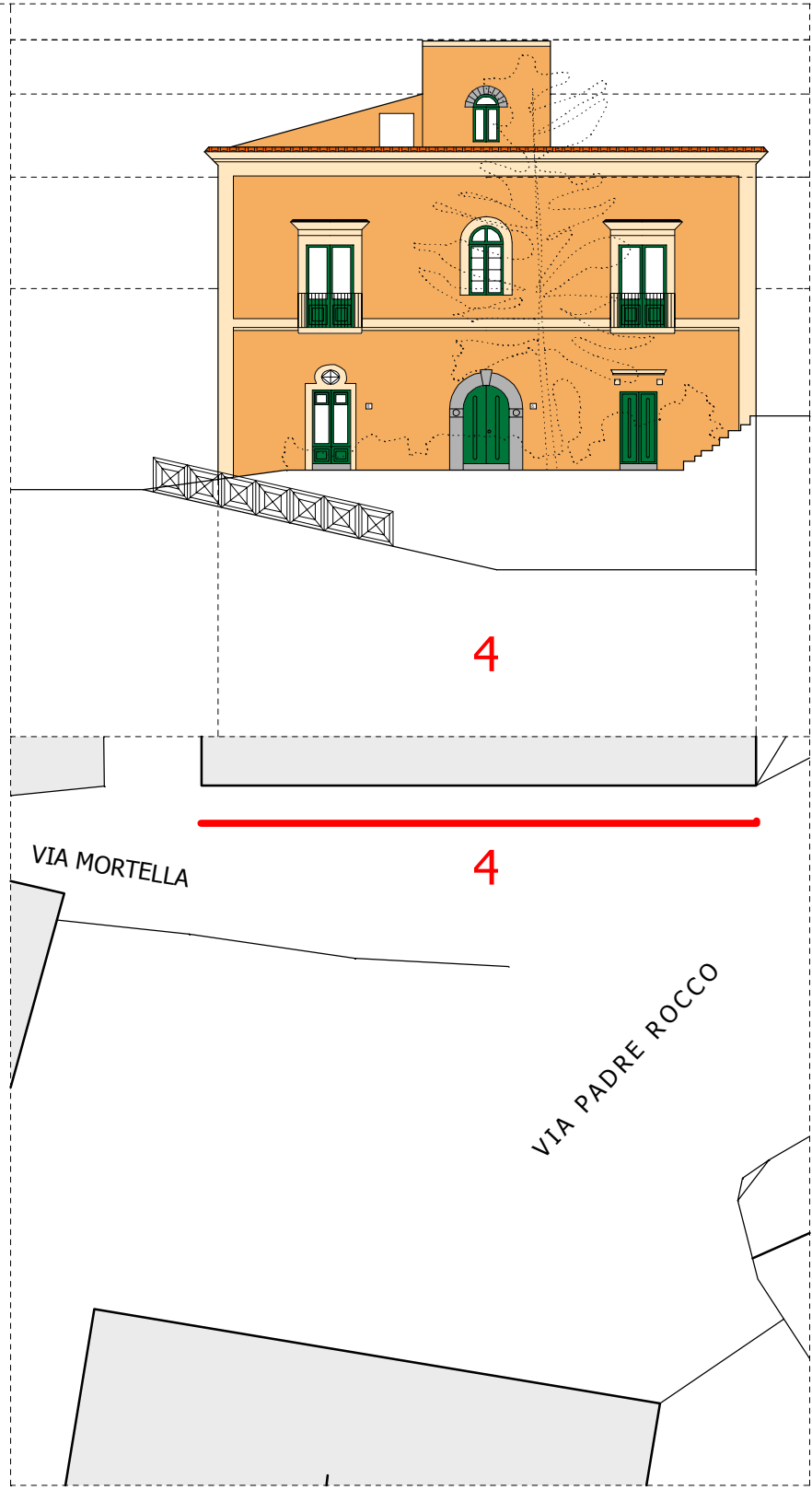
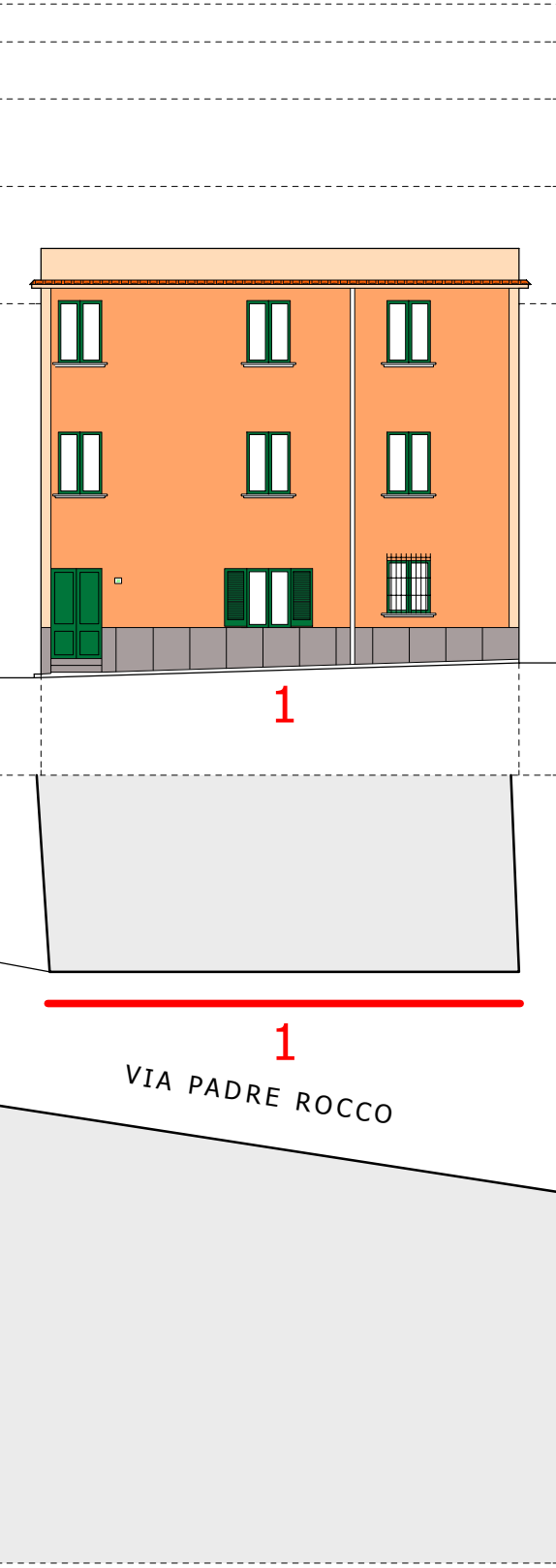


TABELLE CROMATICHE

EDIFICIO 1

10		
10	06	10
43		45
36		

06-FONDO
36-BASAMENTO
10-LESENE
10-CORNICIONE
43-INFISSI
45-OPERE IN FERRO

EDIFICIO 2

23		
44	25	45
		54
23		

25-FONDO
23-RILIEVI ARCHITETTONICI
23-BASAMENTO
54-PORTALE
44-INFISSI
45-OPERE IN FERRO

EDIFICIO 3

28		
49	11	28
43		45
36		

11-FONDO
28-RILIEVI ARCHITETTONICI
36-BASAMENTO
43-INFISSI
43-SERRANDE
45-OPERE IN FERRO
49-ARDESIA

EDIFICIO 4

28		
49	13	28
43		45
50		

13-FONDO
28-RILIEVI ARCH.
43-INFISSI
50-PORTALE
45-OPERE IN FERRO
49-ARDESIA



SCALA
1:200



PIANO DEL COLORE COMUNE DI MASSA LUBRENSE
VIA PADRE ROCCO - PIAZZA S.MARIA

PROFILO P.
D3

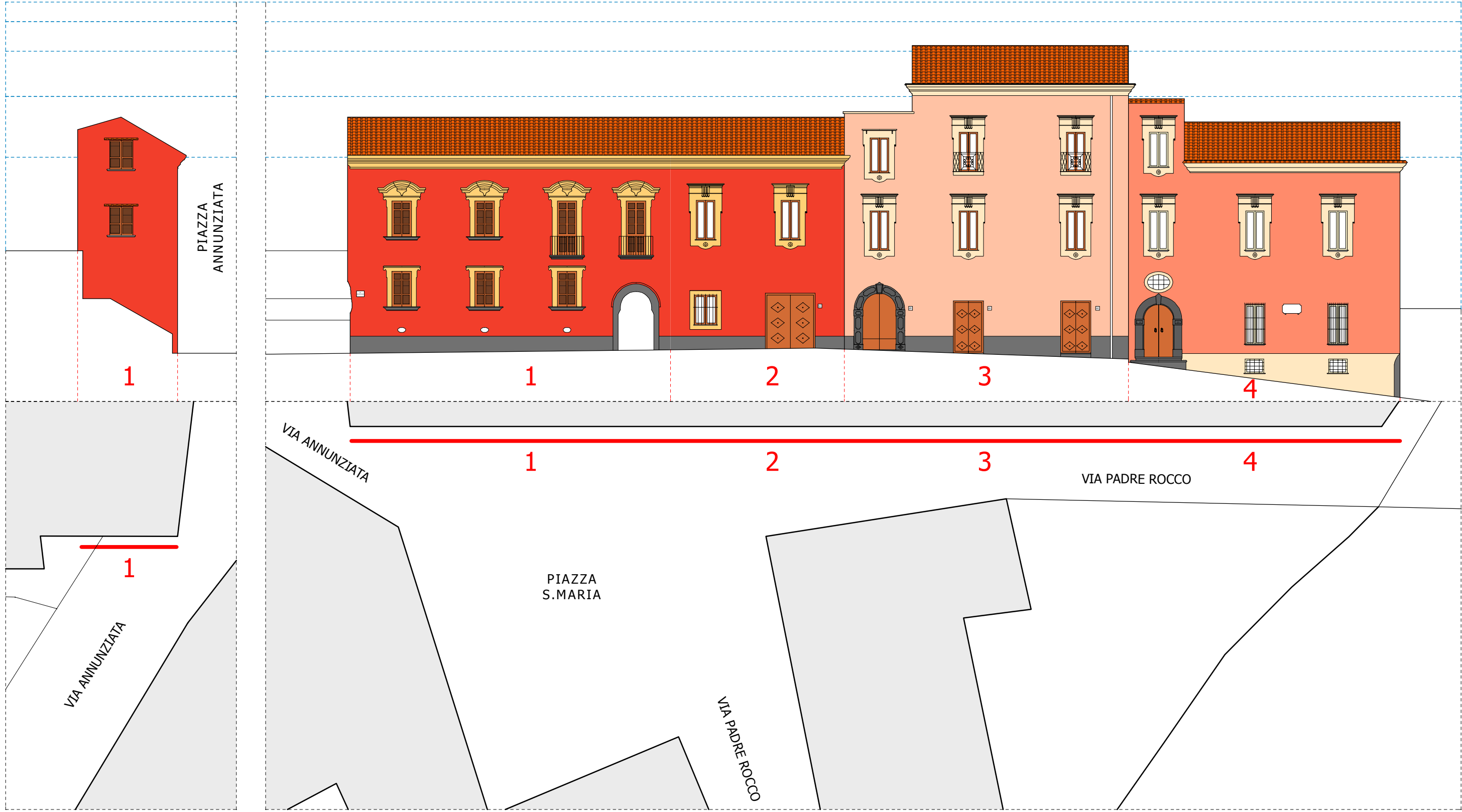


TABELLE CROMATICHE	EDIFICIO 1	EDIFICIO 2	EDIFICIO 3	EDIFICIO 4	PLANIMETRIA SCALA 1:2000																																																			
<table border="1"> <tr><td>24</td><td></td><td></td></tr> <tr><td>24</td><td>01</td><td>24</td></tr> <tr><td>44</td><td></td><td>46</td></tr> <tr><td>54</td><td></td><td></td></tr> </table>	24			24	01	24	44		46	54			<ul style="list-style-type: none"> 01-FONDO 24-RILIEVI ARCH. 54-ZOCCOLO 54-MENSOLE 54-PORTALE 44-INFISSI 46-OPERE IN FERRO 	<table border="1"> <tr><td>24</td><td></td><td></td></tr> <tr><td>24</td><td>01</td><td>24</td></tr> <tr><td>44</td><td></td><td>46</td></tr> <tr><td>54</td><td></td><td></td></tr> </table>	24			24	01	24	44		46	54			<ul style="list-style-type: none"> 01-FONDO 24-RILIEVI ARCH. 54-ZOCCOLO 54-MENSOLE 54-PORTALE 44-INFISSI 46-OPERE IN FERRO 	<table border="1"> <tr><td>28</td><td></td><td></td></tr> <tr><td>28</td><td>05</td><td>45</td></tr> <tr><td>44</td><td></td><td>51</td></tr> <tr><td>54</td><td></td><td></td></tr> </table>	28			28	05	45	44		51	54			<ul style="list-style-type: none"> 05-FONDO 28-RILIEVI ARCH. 54-ZOCCOLO 28-BALCONI 51-PORTALE 44-INFISSI 45-OPERE IN FERRO 	<table border="1"> <tr><td>28</td><td></td><td></td></tr> <tr><td></td><td>04</td><td>45</td></tr> <tr><td>51</td><td></td><td></td></tr> <tr><td>28</td><td></td><td>54</td></tr> </table>	28				04	45	51			28		54	<ul style="list-style-type: none"> 04-FONDO 28-RILIEVI ARCH. 28-ZOCCOLO 51-PORTALE 45-OPERE IN FE. 54-ALTRO 	
24																																																								
24	01	24																																																						
44		46																																																						
54																																																								
24																																																								
24	01	24																																																						
44		46																																																						
54																																																								
28																																																								
28	05	45																																																						
44		51																																																						
54																																																								
28																																																								
	04	45																																																						
51																																																								
28		54																																																						

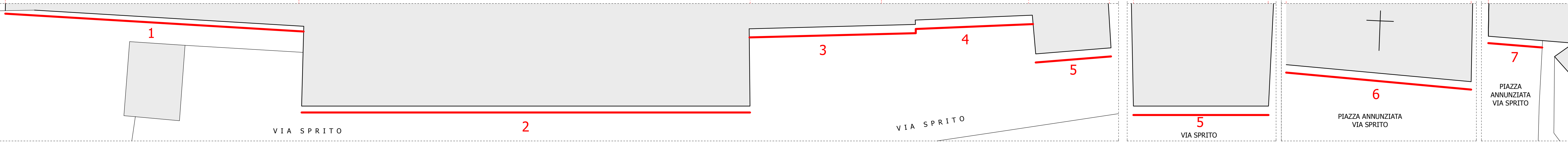
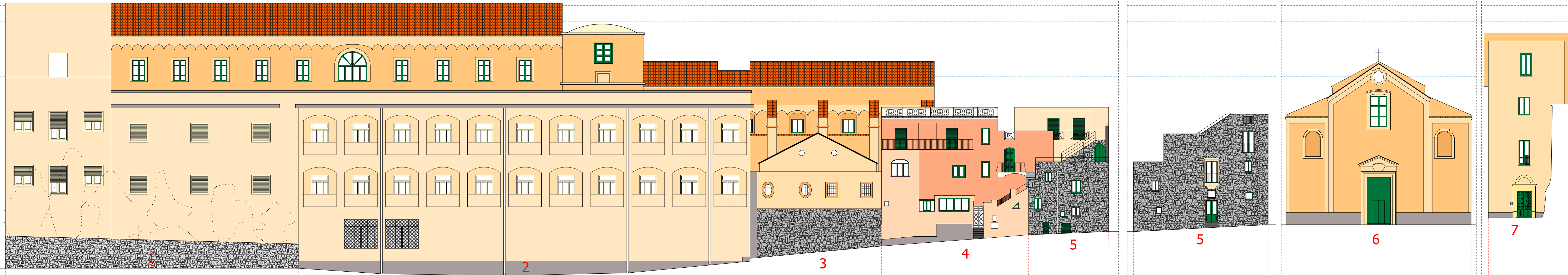


TABELLE
CROMATICHE

EDIFICIO 1

- 28-FONDO
- 36-RILIEVI ARCHITETTONICI
- 57-ZOCCOLO
- 45-INFISSI

EDIFICIO 2

- 28-FONDO
- 27-FONDO
- 36-RILIEVI ARCHITETTONICI
- 36-ZOCCOLO
- 45-INFISSI

EDIFICIO 3

- 27-FONDO
- 56-ZOCCOLO
- 13-CORNICI
- 43-OPERE IN FERRO

EDIFICIO 4

- 07-FONDO
- 19-FONDO
- 36-BASAMENTO
- 40-CORNICIONE
- 43-INFISSI
- 43-OPERE IN FERRO
- 51-SCALE

EDIFICIO 5

- 28-FONDO
- 56-FONDO
- 28-CORNICI
- 43-INFISSI
- 43-OPERE IN FERRO
- 51-ALTRO

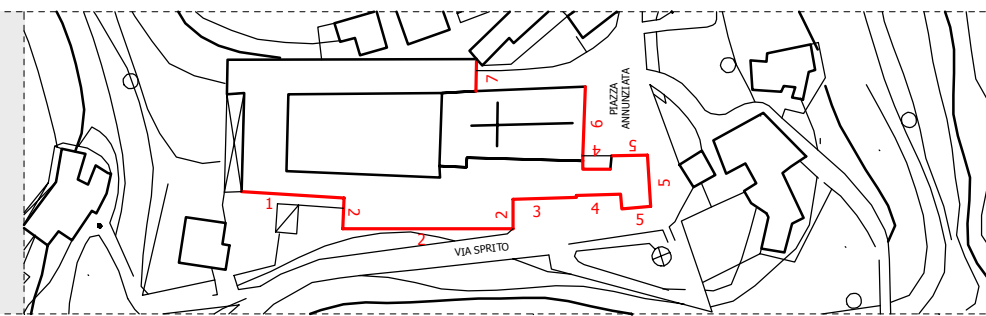
EDIFICIO 6

- 11-FONDO
- 13-FONDO
- 36-BASAMENTO
- 27-CORNICI LESENE
- 27-CORNICIONE
- 43-INFISSI
- 27-PORTALE
- 49-ARDESTA

EDIFICIO 7

- 27-FONDO
- 36-BASAMENTO
- 11-LESENE
- 11-CORNICIONE
- 43-INFISSI
- 55-PORTALE
- 43-OPERE IN FERRO

PLANIMETRIA
SCALA 1:2000



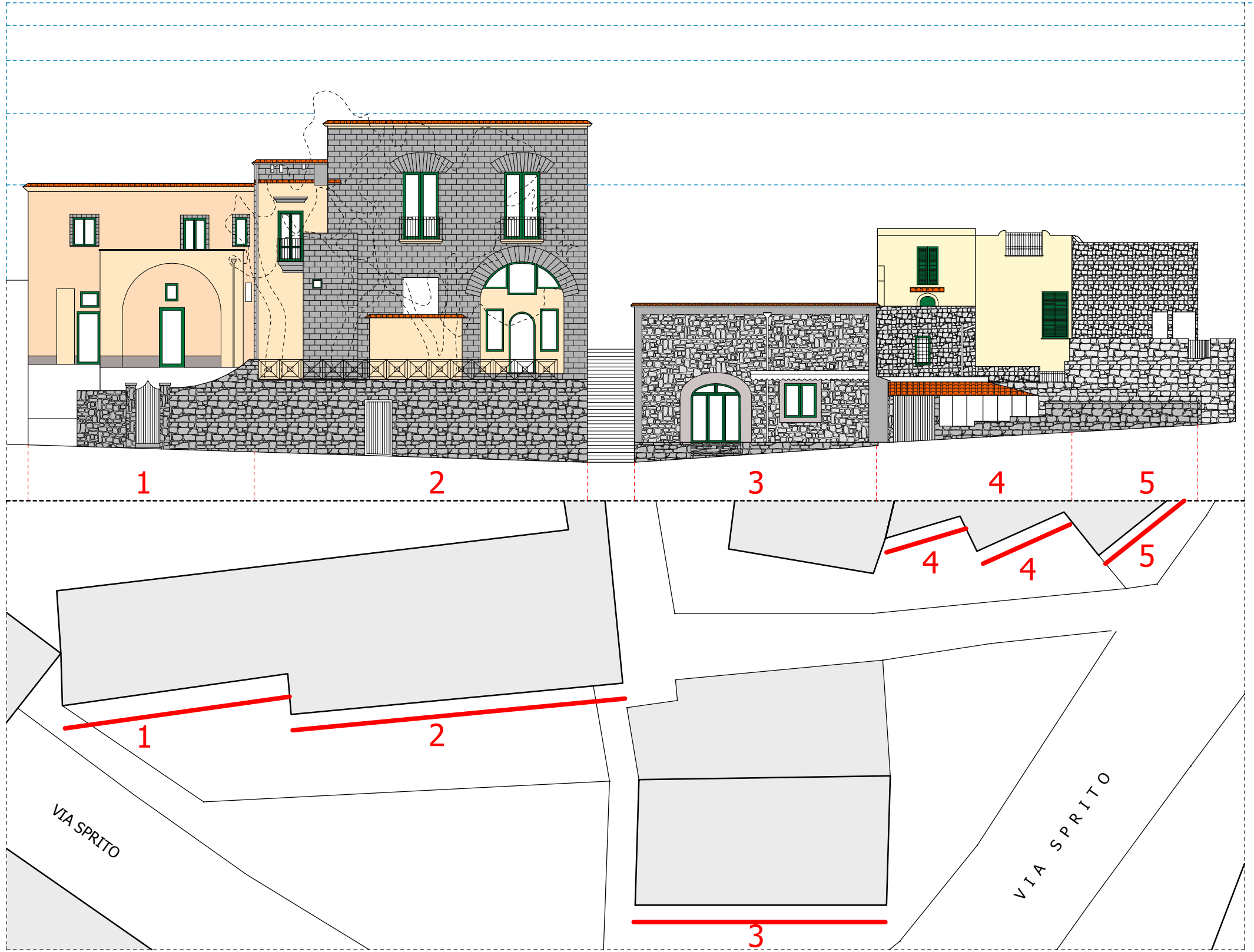
SCALA
1:200



PIANO DEL COLORE COMUNE DI MASSA LUBRENSE
PIAZZA DELL'ANNUNZIATA - VIA SPRITO

PROFILO P.





EDIFICIO 9

10-FONDO	43	46
56-FONDO		
43-INFISSI		
50-PORTALE		
46-OPERE IN FERRO		
40-VOLTA		

EDIFICIO 8

50-FONDO	43	46
56-FONDO		
43-INFISSI		
46-OPERE IN FERRO		
40-VOLTA		

EDIFICIO 7

50-FONDO	43	46
56-ZOCCOLO		
43-INFISSI		
46-OPERE IN FERRO		
40-VOLTA		

EDIFICIO 6

10-FONDO	43	46
39-FONDO 2		
56-ZOCCOLO		
43-INFISSI		
46-OPERE IN FERRO		

EDIFICIO 5

57-FONDO	43	46
56-ZOCCOLO		
46-OPERE IN FERRO		

EDIFICIO 4

39-FONDO	43	39	46
57-ZOCCOLO			
43-INFISSI			
46-OPERE IN FERRO			

EDIFICIO 3

57-FONDO	50	46
56-ZOCCOLO		
38-CORNICI		
50-CORNICIONE LESENE		
43-INFISSI		
46-OPERE IN FERRO		

EDIFICIO 2

28-FONDO 1	28	50
28-FONDO 2		
28-RILIEVI ARCHITETTONICI		
56-ZOCCOLO		
50-BALCONI		
43-INFISSI		
43-OPERE IN FERRO		

EDIFICIO 1

10-FONDO 1	28	51
28-FONDO 2		
36-BASAMENTO		
50-CORNICI		
28-CORNICIONE		
43-INFISSI		
51-ALTRO		

PLANIMETRIA
SCALA 1:2000

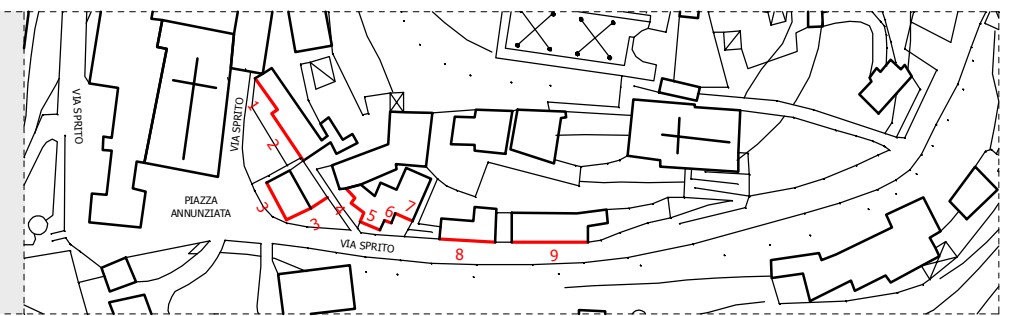


TABELLE
CROMATICHE

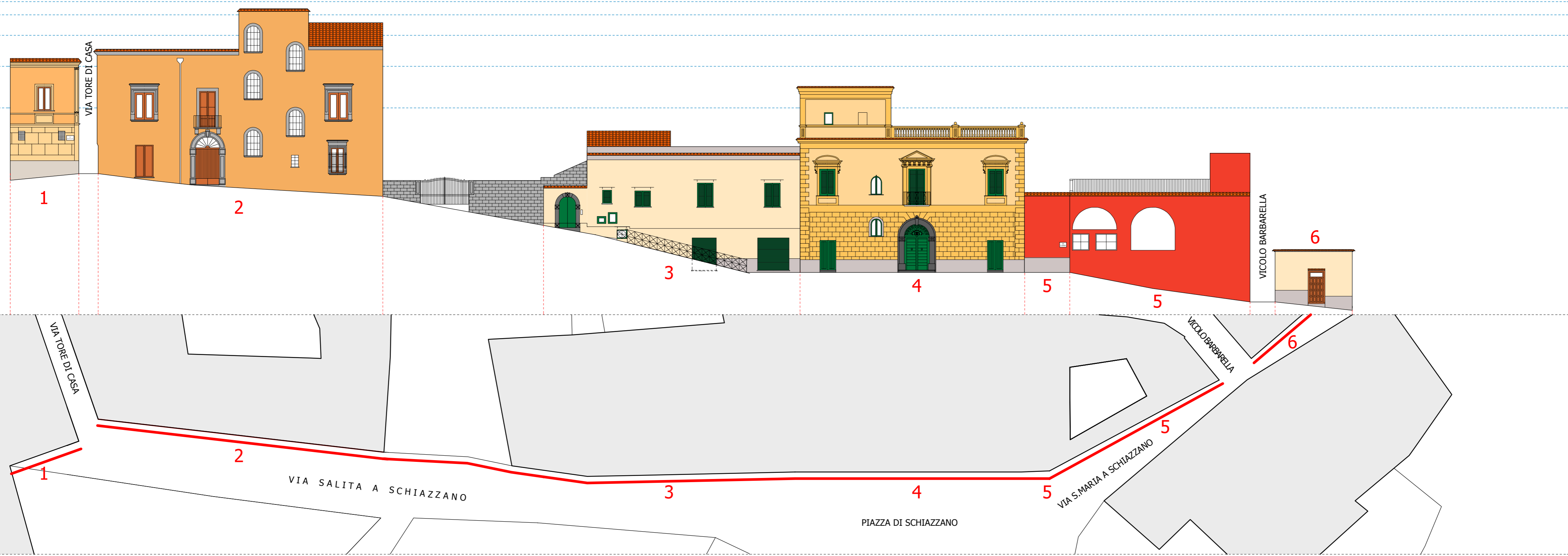
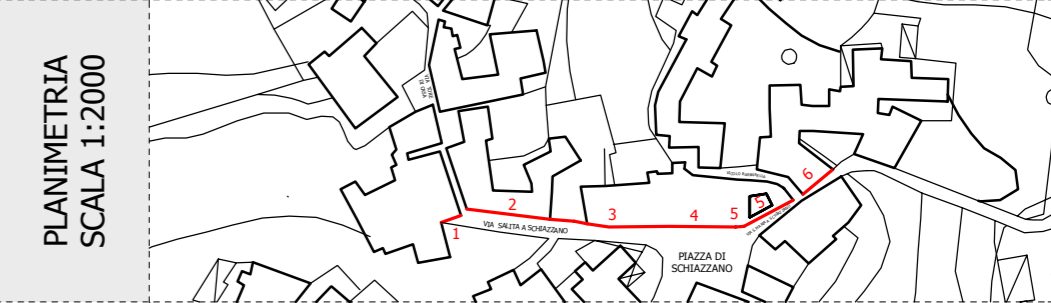
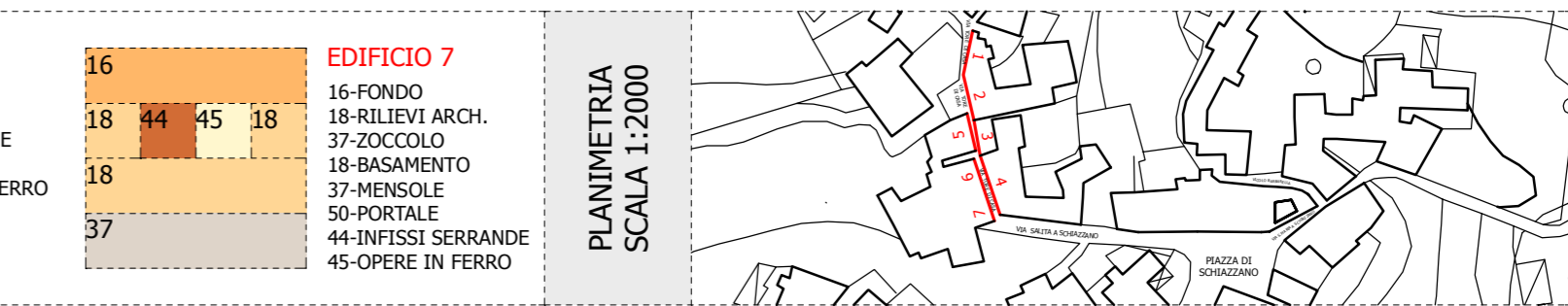
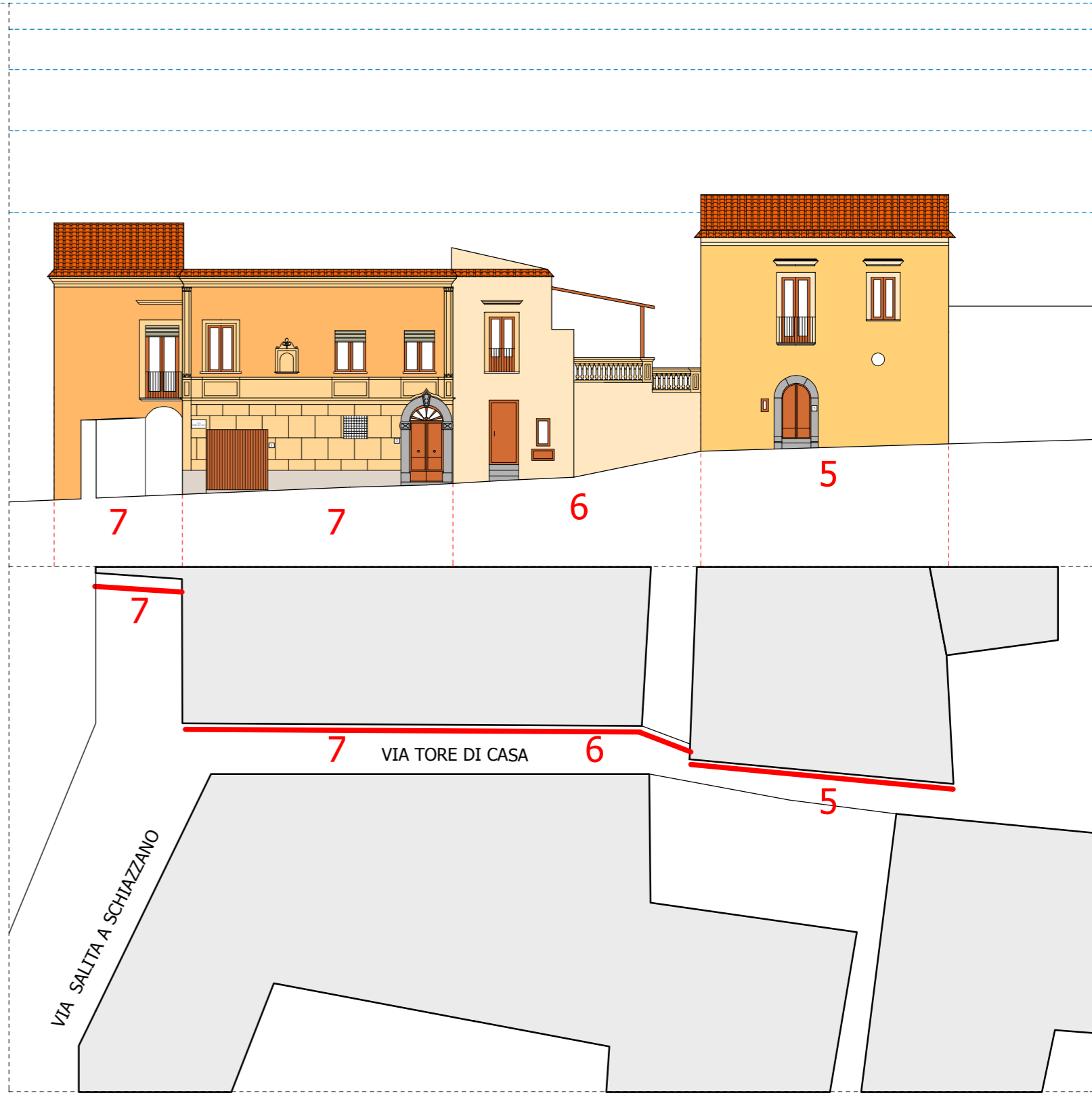


TABELLE CROMATICHE	EDIFICIO 1	EDIFICIO 2	EDIFICIO 3	EDIFICIO 4	EDIFICIO 5	EDIFICIO 6																																																										
<table border="1"> <tr><td>16</td><td>18</td><td>44</td><td>45</td><td>18</td></tr> <tr><td>18</td><td></td><td></td><td></td><td></td></tr> <tr><td>37</td><td></td><td></td><td></td><td></td></tr> </table>	16	18	44	45	18	18					37					<ul style="list-style-type: none"> 16-FONDO 18-RILIEVI ARCHITETTONICI 37-ZOCCOLO 18-BASAMENTO 44-INFISSI 45-OPERE IN FERRO 	<table border="1"> <tr><td>50</td><td>13</td></tr> <tr><td>50</td><td>44</td></tr> <tr><td>45</td><td></td></tr> </table>	50	13	50	44	45		<ul style="list-style-type: none"> 13-FONDO 50-CORNICI 50-CORNICIONE 44-INFISSI 50-PORTALE 45-OPERE IN FERRO 	<table border="1"> <tr><td>38</td><td>28</td><td>43</td><td>23</td><td>51</td></tr> <tr><td></td><td></td><td>23</td><td>18</td><td>23</td></tr> <tr><td></td><td></td><td></td><td>23</td><td></td></tr> <tr><td>38</td><td></td><td></td><td></td><td></td></tr> </table>	38	28	43	23	51			23	18	23				23		38					<ul style="list-style-type: none"> 28-FONDO 38-BASAMENTO 38-CORNICIONE 43-INFISSI 54-PORTALE 43-SERRANDE 43-OPERE IN FERRO 	<table border="1"> <tr><td>1</td><td>1</td></tr> <tr><td>1</td><td></td></tr> <tr><td>1</td><td></td></tr> </table>	1	1	1		1		<ul style="list-style-type: none"> 01-FONDO 38-BASAMENTO 46-OPERE IN FERRO 	<table border="1"> <tr><td>38</td><td>28</td><td>44</td><td>38</td></tr> <tr><td></td><td></td><td></td><td></td></tr> </table>	38	28	44	38					<ul style="list-style-type: none"> 28-FONDO 38-BASAMENTO 38-CORNICIONE 44-INFISSI
16	18	44	45	18																																																												
18																																																																
37																																																																
50	13																																																															
50	44																																																															
45																																																																
38	28	43	23	51																																																												
		23	18	23																																																												
			23																																																													
38																																																																
1	1																																																															
1																																																																
1																																																																
38	28	44	38																																																													





PLANIMETRIA
SCALA 1:2000

EDIFICIO 7

16			
18	44	45	18
18			
37			

16-FONDO
18-RILIEVI ARCH.
37-ZOCCOLO
18-BASAMENTO
37-MENSOLE
50-PORTALE
44-INFISSI SERRANDE
45-OPERE IN FERRO

EDIFICIO 6

28	18	45
	18	
		50
44		

28-FONDO
75-CORNICI
75-CORNICIONE
44-INFISSI
45-OPERE IN FERRO
50-ALTRO

EDIFICIO 5

28	45	28
24		
	44	50

24-FONDO
28-CORNICI
28-CORNICIONE
44-INFISSI
50-PORTALE
45-OPERE IN FERRO

EDIFICIO 4

50	
13	
50	44
45	

13-FONDO
50-BASAMENTO
44-INFISSI
50-PORTALE
45-OPERE IN FERRO

EDIFICIO 3

19
54
43
38

19-FONDO
38-BASAMENTO
43-INFISSI
54-PORTALE

EDIFICIO 2

05			
04	43	54	04
04			
38			

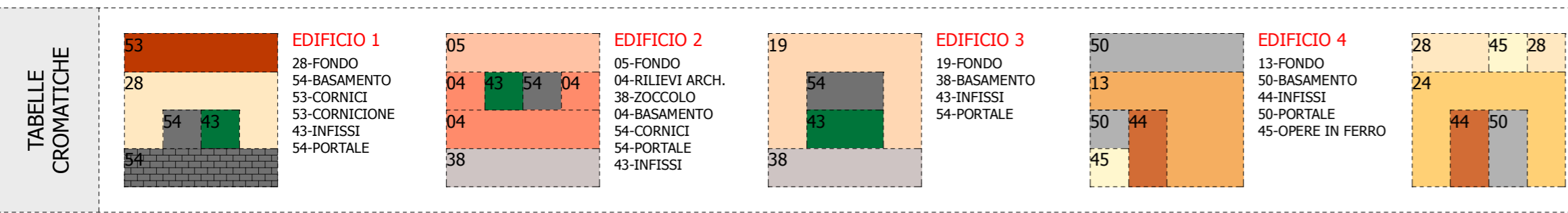
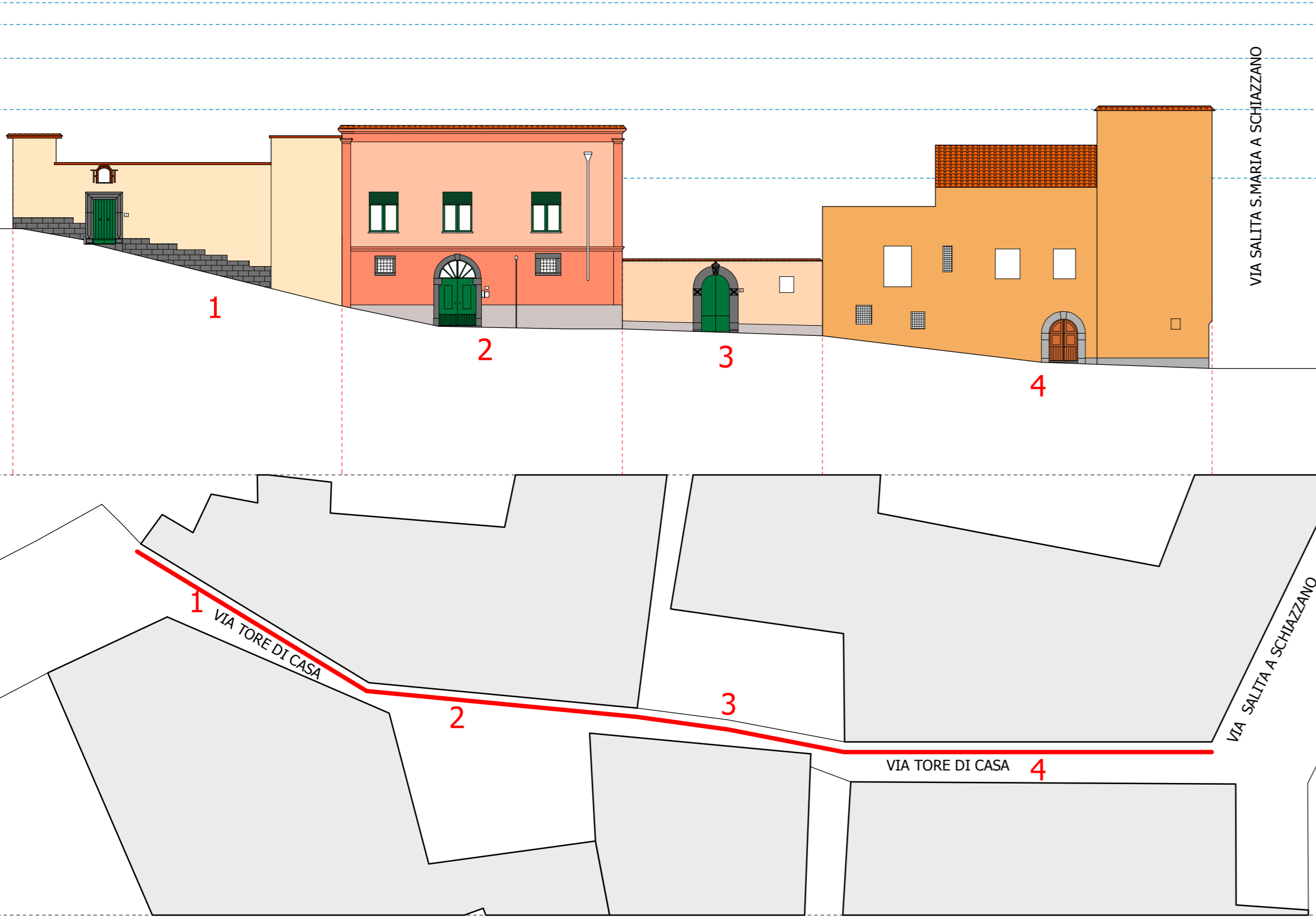
05-FONDO
04-RILIEVI ARCH.
38-ZOCCOLO
04-BASAMENTO
54-CORNICI
54-PORTALE
43-INFISSI

EDIFICIO 1

53	
28	
54	43
54	


28-FONDO
54-BASAMENTO
53-CORNICI
53-CORNICIONE
43-INFISSI
54-PORTALE

TABELLE
CROMATICHE



PLANIMETRIA
SCALA 1:2000

SCALA
1:200



PIANO DEL COLORE COMUNE DI MASSA LUBRENSE
PIAZZA - VIA S.MARIA A SCHIAZZANO

PROFILO P.

F3

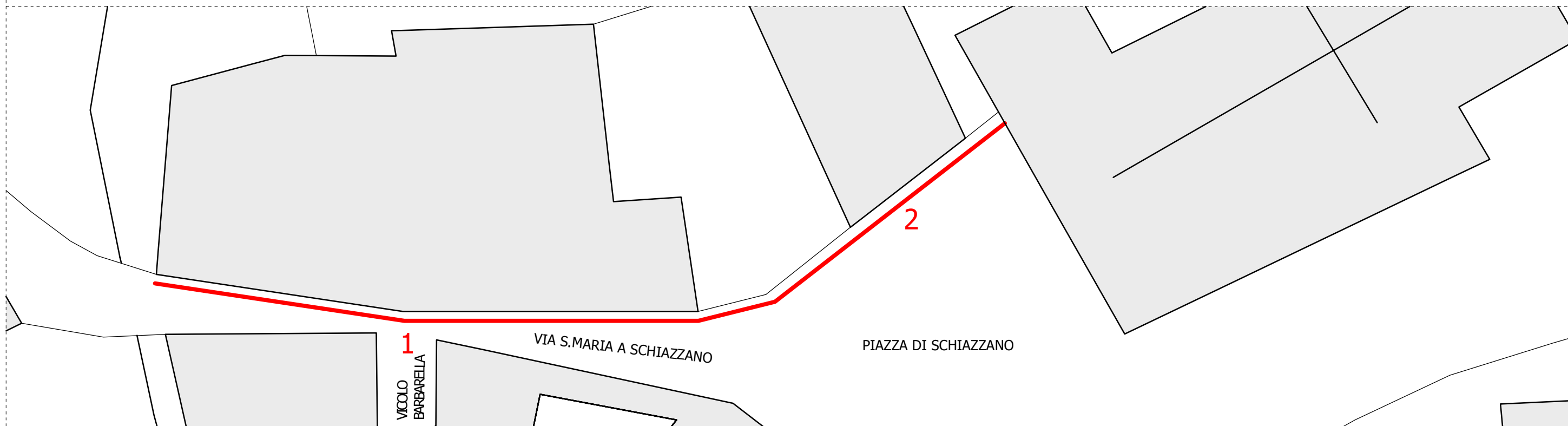
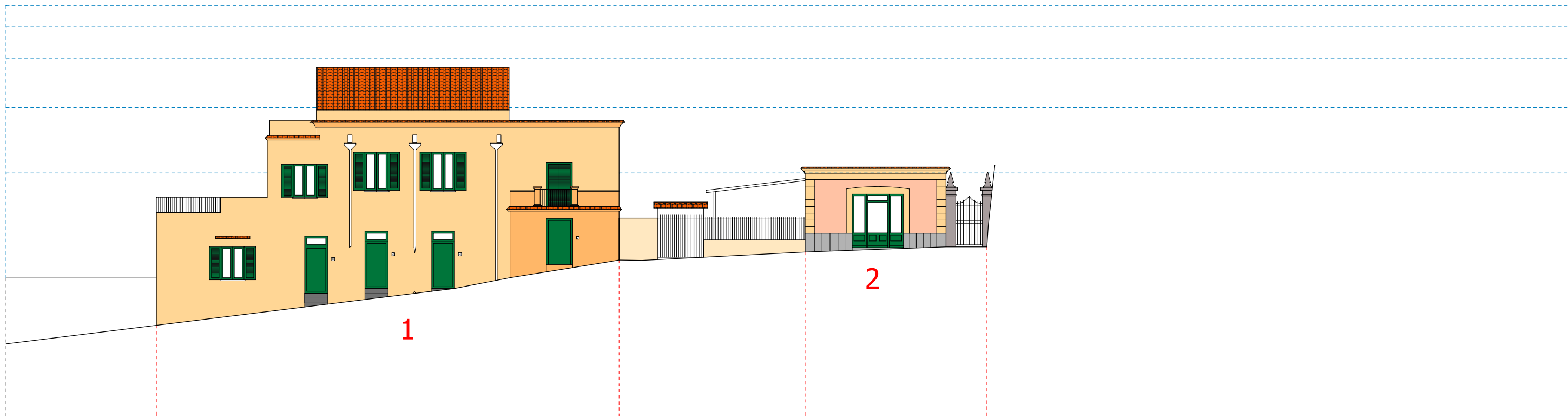
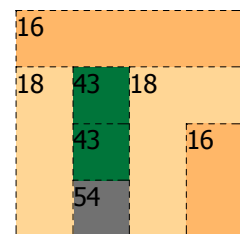
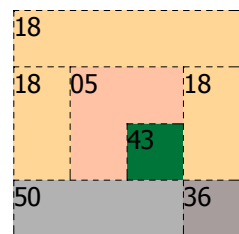


TABELLE
CROMATICHE

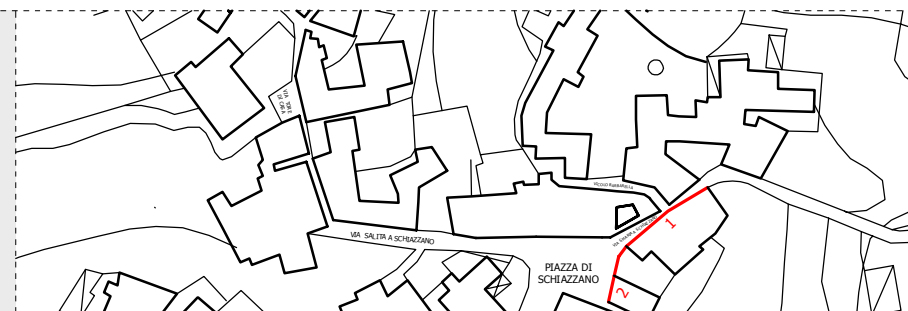


EDIFICIO 1
16-FONDO
18-FONDO
16-CORNICIONE
43-INFISSI
43-OPERE IN FERRO
54-SCALE



EDIFICIO 2
05-FONDO
18-RILIEVI ARCHITETTONICI
50-ZOCCOLO
43-INFISSI
43-OPERE IN FERRO
36-ALTRO

PLANIMETRIA
SCALA 1:2000



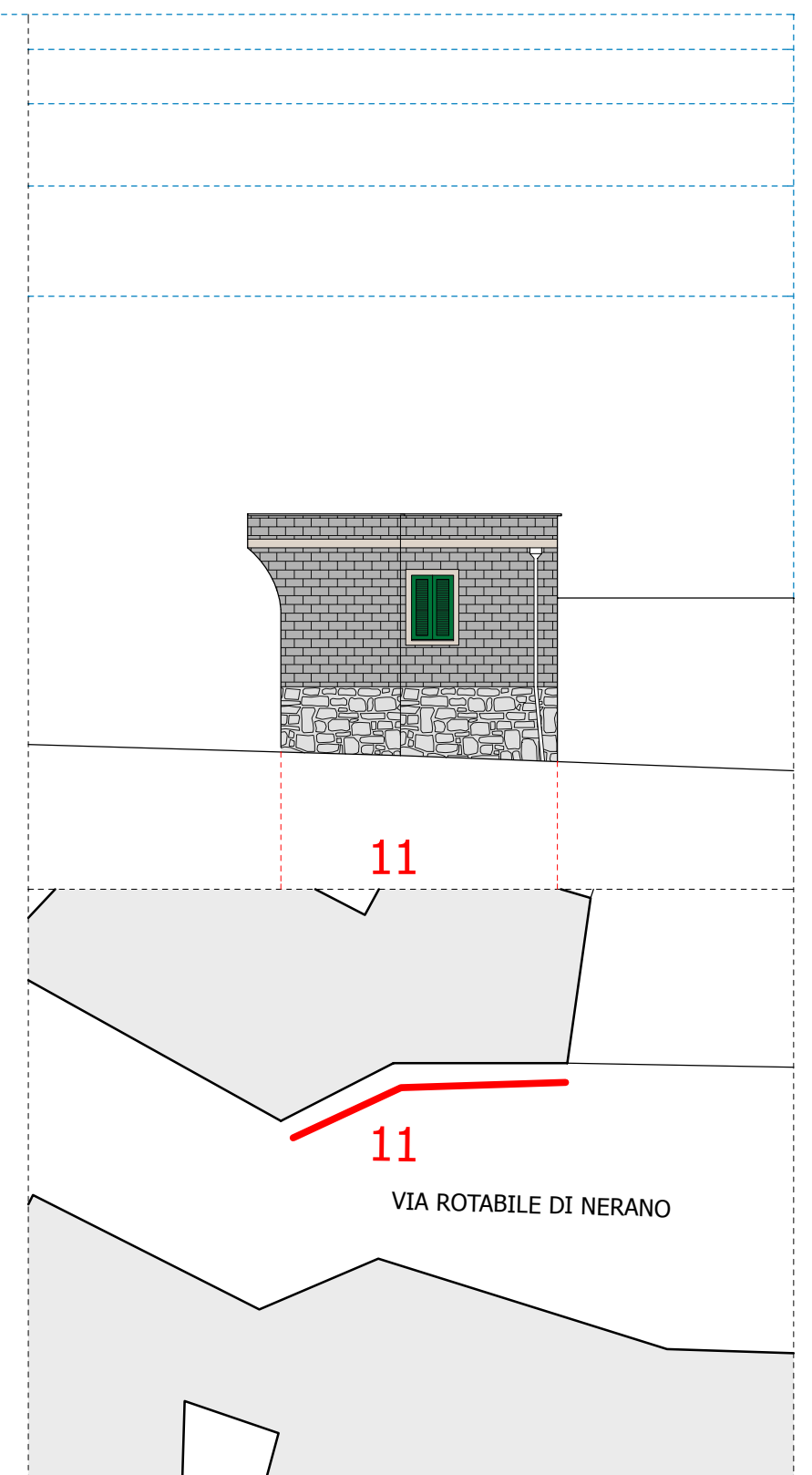
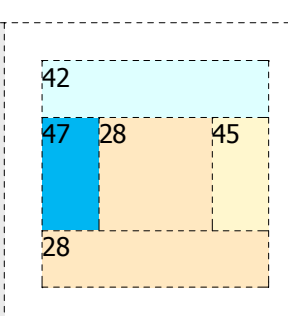
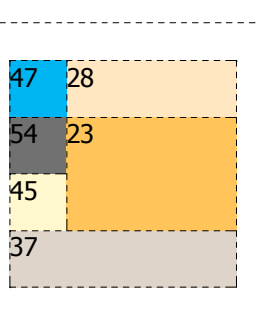



TABELLE CROMATICHE



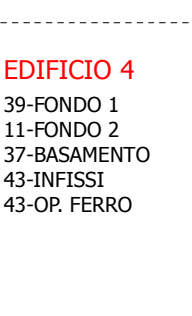
EDIFICIO 1
28-FONDO 1
42-FONDO 2
47-INFISSI
45-FERRI



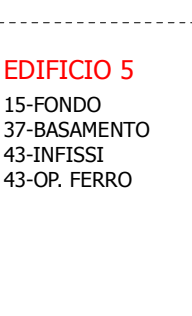
EDIFICIO 2
23-FONDO
37-BASAMENTO
28-CORNICIONE
54-BALC. MENS.
47-INFISSI
45-OP. FERRO



EDIFICIO 3
10-FONDO 1
08-FONDO 2
37-BASAMENTO
37-CORNICI 1
39-CORNICI 2 LES.
37-CORNICIONE
47-INFISSI
45-OP. FERRO



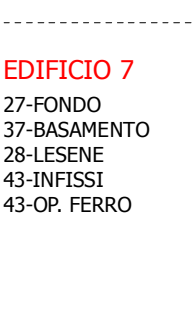
EDIFICIO 4
39-FONDO 1
11-FONDO 2
37-BASAMENTO
43-INFISSI
43-OP. FERRO



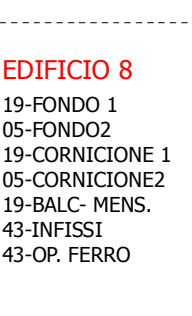
EDIFICIO 5
15-FONDO
37-BASAMENTO
43-INFISSI
43-OP. FERRO



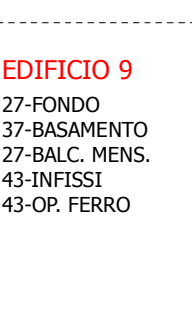
EDIFICIO 6
23-FONDO
37-BASAMENTO
28-CORNICI
28-LESENE
28-CORNICIONE
28-BALC. MENS.
43-INFISSI
43 OP. FERRO



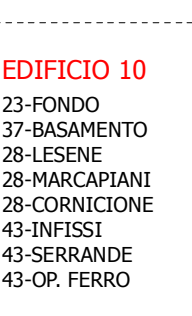
EDIFICIO 7
27-FONDO
37-BASAMENTO
28-LESENE
43-INFISSI
43-OP. FERRO



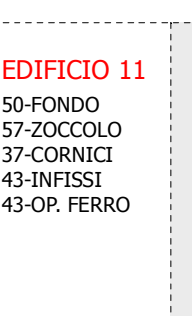
EDIFICIO 8
19-FONDO 1
05-FONDO2
19-CORNICIONE 1
05-CORNICIONE 2
19-BALC. MENS.
43-INFISSI
43-OP. FERRO



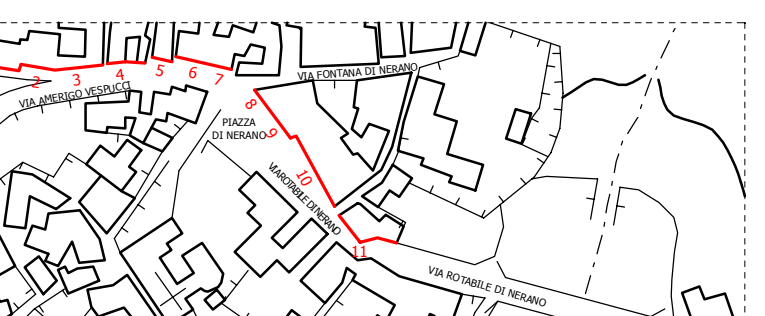
EDIFICIO 9
27-FONDO
37-BASAMENTO
27-BALC. MENS.
43-INFISSI
43-OP. FERRO



EDIFICIO 10
23-FONDO
37-BASAMENTO
28-LESENE
28-MARCAPIANI
28-CORNICIONE
43-INFISSI
43-SERRANDE
43-OP. FERRO



EDIFICIO 11
50-FONDO
57-ZOCCOLO
37-CORNICI
43-INFISSI
43-OP. FERRO



PLANIMETRIA
SCALA 1:2000

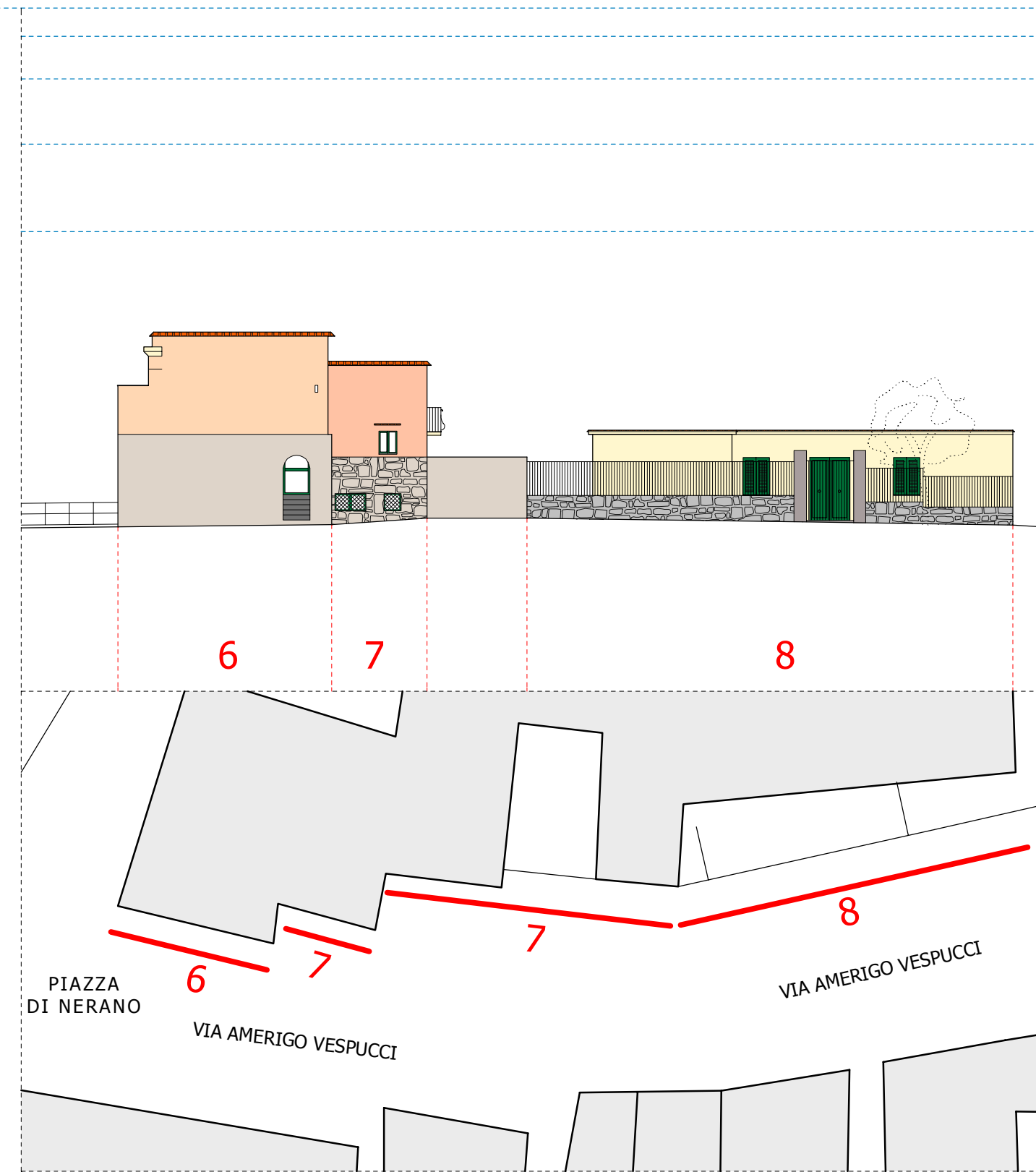
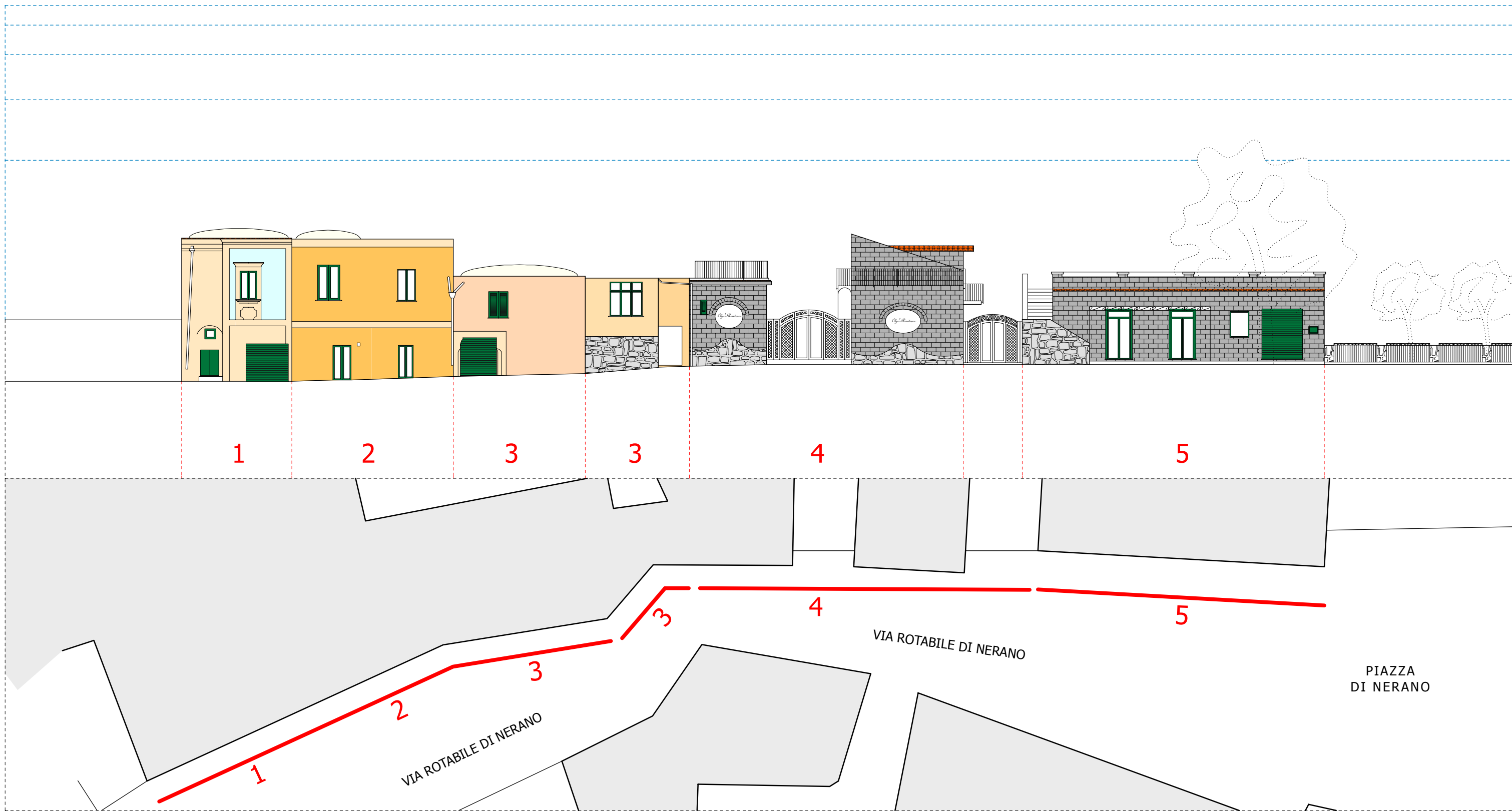
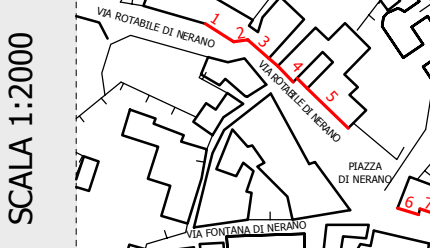
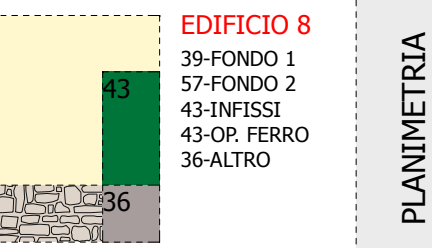
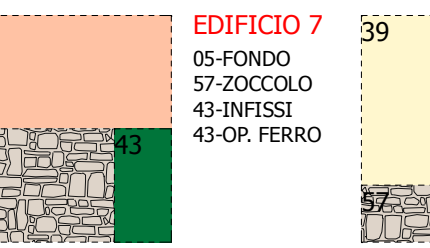
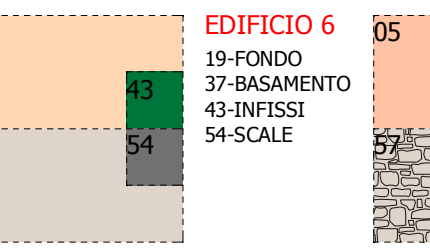
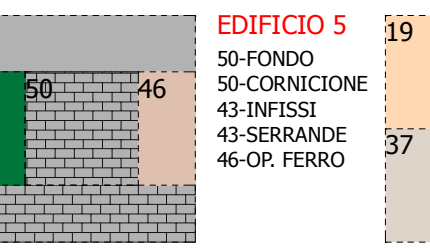
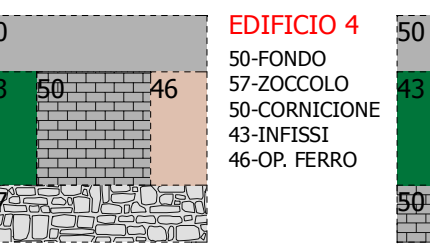
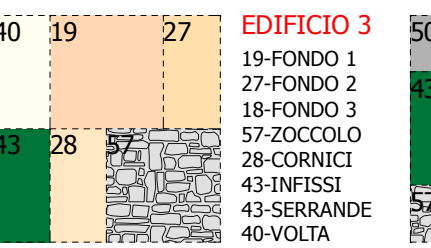
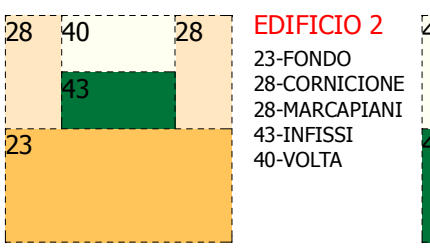
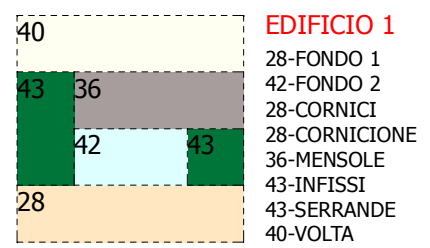


TABELLE
CROMATICHE



PLANIMETRIA
SCALA 1:2000

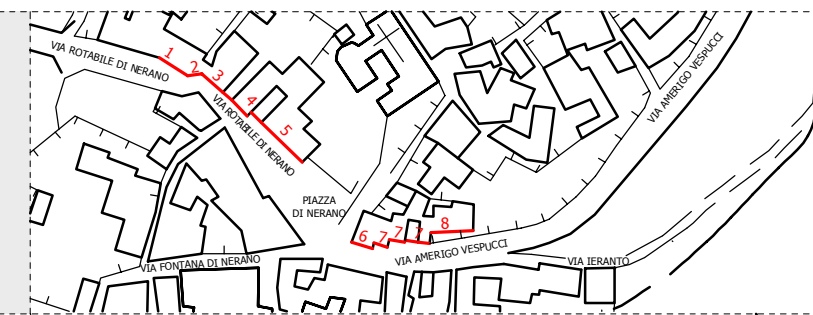




TABELLE CROMATICHE

28	01	54
45		
44		37
28		

35	24	45
44		
35	50	50
37		50

35	24	45
44		
37		

35	33	35
44		45
37		

28	23	28
44		45
37		

32	27	32
45		44
55		

28	06	45
44		
28		28
37		

35	32	45
44		
37		50

PLANIMETRIA
SCALA 1:2000

